

1934-1946

oldchevytrucks.com

...Cool Classics

Important:

General Motors have approved our many items made with their logo!
The GM symbol is beside these items in this catalog.



\$5.00



Jim Carter



Truck Parts



45
Over Years



We have searched the world to locate sources for these popular vehicles.



1-800-862-1913

Toll Free 24 HR. FAX 1-816-252-3749

Come See Us!

Jim Carter  

1934 - 72 Truck Parts

1508 East 23rd. Steet
Independence, Missouri
64055



3 miles North of Interstate I-70 in Independence, Mo.
Fifteen miles east of Kansas City, Mo.



Did You Know?

We are also one of the leaders for
Chevrolet - GMC truck parts of other years!!

1947 - 1955 oldechevytrucks.com
First Series *...very cool haulers!*

Important:  \$5.00
Several States have approved our
Special Order Service with their dealers!
The GM's are all the same, but
the GM's are all the same.

Jim Carter  
Truck Parts

We have searched the world
to locate sources for these popular vehicles.

 1-800-872-1913 24 HR. FAX 1-800-262-1913

1947-55

1955-1966 oldechevytrucks.com
Cool Classics

Important:  \$5.00
Several States have approved our
Special Order Service with their dealers!
The GM's are all the same, but
the GM's are all the same.

Jim Carter  
Truck Parts

We have searched the world
to locate sources for these popular vehicles.

 1-800-882-1913
Toll Free 24 HR. FAX 1-800-262-1913

1955-66

1967-1972 oldechevytrucks.com
Cool Classics

Important:  \$5.00
Several States have approved our
Special Order Service with their dealers!
The GM's are all the same, but
the GM's are all the same.

Jim Carter  
Truck Parts

We have searched the world
to locate sources for these popular vehicles.

 1-800-541-1913
Toll Free 24 HR. FAX 1-800-262-1913

1967-72

If you have a different year GM,
Call us at

1-800-842-1913

Welcome
to our
New
2024 Catalog
for the very popular
1934-46 Chevy/GMC
Pick up and Big Truck



**We hope you like our NEW catalog design-
No other company has this format**

With over **45 years experience
in older GM trucks we have created
not just a catalog but a combination of
"On the Truck" photos and technical data.
(A Camera has *Always* been with us at shows)
This should be of great help
for any enthusiast!**

Sit Back and Enjoy the Ride!



**On Line
Specials!**
check our website frequently!

Did You Know?

*We have an agreement with the US Post Office
They pickup at our dock daily! You receive your small packages
much less than the UPS one pound minimum freight charge.
This saves you "much" in shipping costs.*

Prices Subject to Change

*Sometimes freight, raw materials, or a vendor will change prices before a new
catalog can be printed! Therefore, if in doubt on pricing, check our on-line catalogs.
They are up to date and show all changes. Their pricing is correct!*

**Jim
Carter**
Truck Parts



E-mail: info@oldchevytrucks.com



...to place an order call

...or Shop On line!

1-800-862-1913

oldchevytrucks.com

JIM CARTER TRUCK PARTS, INC MISSION STATEMENT

MISSION STATEMENT:

JIM CARTER TRUCK PARTS ORGANIZATION IS DEDICATED TO PROVIDING SUPERIOR SERVICE, TRUCK PARTS AND TECHNICAL SUPPORT TO OUR CUSTOMERS FOR THE REPAIR AND RESTORATION OF CHEVY AND GMC TRUCKS YEARS 1934 THROUGH 1972.

CUSTOMER BILL OF RIGHTS:

1. THE RIGHT TO **EXPECT** PHONE CALLS BE ANSWERED PROMPTLY BY FRIENDLY AND KNOWLEDGEABLE SALES STAFF.
2. THE RIGHT TO **EXPECT** OUR SALES STAFF TO OFFER SOLUTIONS AND TECHNICAL SUPPORT WHEN NEEDED.
3. THE RIGHT TO **EXPECT** ORDERS TO BE SHIPPED WITHIN ONE (1) BUSINESS DAY FROM THE ORDER DATE.
4. THE RIGHT TO **EXPECT** THEIR ORDER BE SHIPPED ERROR AND DAMAGE FREE.
5. THE RIGHT TO **EXPECT** THAT WE BE IN STOCK OF OUR BEST SELLING ITEMS.
6. THE RIGHT TO **EXPECT** OUR WEBSITE TO BE USER FRIENDLY AND MAINTAINED WITH CURRENT INFORMATION.

NEW SHIPPING POLICY

YOU WILL REALLY LIKE THIS!

AS USUAL : **Jim Carter Truck Parts** is a STEP ABOVE
in providing timely shipping!

Every effort is made to ship orders within 24 hour business days. Orders to you will no longer be held if there is a BACK ORDER. Upon receipt, BACK ORDERS will be sent to you.

Due to the nature of our business,
most items are manufactured by the outside
companies we know. Unfortunately, sometimes it is difficult to predict
their delivery date. We will no longer hold your order waiting for your
BACK ORDER to arrive at our shop.



A BIG POSITIVE FOR YOU

We hope this is very acceptable to you, **Our Customer!**
It also allows you to continue with most of your restoration
WITHOUT WAITING for the total order to be sent at one time.

Placing Your Order

Merchandise can be ordered by ...
 Phone, Mail, 24 hr. Fax, ... or by visiting our Website!
 Showroom Hours: 9 AM to 5PM central standard time.
 Closed Weekends and Holidays

Phone: 1-800-842-1913 or 1-816-833-1913
 24hr. Fax 1-816-252-3749
 Mail Order Forms ... are located in the back of this catalog.
 Web: oldchevytrucks.com



Freight and Handling Policy

We are well aware of your concern about freight and handling charges. You can be assured that we don't make a profit on freight and packing materials. We follow the national charges we pay, which vary depending on fuel prices and the cost to us.

Our history will verify that shipping and handling fees are fair and as low as possible. *If...* you don't send enough money on freight, we will mail you a note requesting an additional payment. Please pay this quickly, as we reserve the right to hold future shipments if this is not paid. Over-payments on freight will usually be credited in our computer for your next order, - unless you request otherwise.

Our computerized scales tell us the least expensive way to ship is with UPS, DHL, FedEx, or U.S. Mail. Our high-volume, lower-freight discounts save you \$\$ with each order!

Because we are in the **Heart of America**, we don't charge across the country high freight.



How Shipped ...

Majority of items are sent **FEDEX** or **U.S. MAIL**
US POSTAL SERVICE is used for most lighter weight boxes ...
TRUCK LINE for heavier or oversized items.

OVERSEAS ...
 Overseas orders are usually sent by less expensive US MAIL, FEDEX, or a specialized air freight company that will be competitively priced. If you receive a damaged package by mail please contact us as soon as possible.

SERVICE BY AIR FREIGHT...
 Need parts fast? We ship by air! For an extra fee, we offer next day, second day, and third day delivery. If you ask, even a FEDEX Saturday delivery can be arranged. Just tell us this requirement when you order!

TRUCK LINE ORDERS ...
 All large items that must be shipped truck line must be prepaid. In addition, a crating or boxing charge may be added to your order if items are very heavy and require special handling. Remember, shipping to a commercial address rather than your home ALWAYS LOWERS your freight charges! Inspect all incoming packages for damage. If damages are observed make sure the driver notes and signs the receipt as being damaged.



This  icon is shown beside ALL LARGER ITEMS found in this catalog. Questions? E-mail us at: Info@jimcartertruckparts.com



1936 GMC - Pat Kroeger

If you ordered wrong or no longer want the item, you may return it within the 30 days and you are responsible for return freight cost. You are subject to a 20% restocking fee after 30 days. (Minimum \$5)

IMPORTANT!

NO returns without your invoice!

NO return of special order items!

NO cash returns after 30 days!



**Enjoy
Our
Catalog
“YOU WILL
LIKE IT”**



Back Orders

At times we will be temporarily out of a part you request. It will be put on backorder and shipped as soon as it arrives. Most back ordered products are received within 30 days. Any held money will be returned. Please notify our sales representative or write a note on your initial order blank if you do not want unavailable items to be back ordered.

Cores and Core Charges

A core is your old part that we must have in exchange when you buy certain rebuilt parts. *The core must be rebuildable and must be the same as the part that was purchased.* Core fees are charged plus the cost of the part.

Example: RESP230 \$485.00 plus core SPC233 \$100.00 = \$400.00 total cost. The \$100.00 core charge will be refunded when we receive your core (only if it is rebuildable). If your core is not rebuildable, you will be notified accordingly and we will return it to you if you desire. Due to lack of the availability of some parts, your core may be required for rebuilding. In these instances your core will be rebuilt and returned to you. Cores must be shipped prepaid to us with an authorization number.

Special Order Items

Some unusual items are not stocked in our warehouse. We will special order them when your order is received. These special order parts must be prepaid and are NON-RETURNABLE, unless we sent them to you incorrectly. Examples are custom upholstery colors and mechanical related parts not in our catalog.

Payment

We accept checks, money orders and Paypal or you can charge your order on Visa, MasterCard or Discover Card. **NO C.O.D.'s.** Foreign residents please pay in U.S. funds or use Paypal.

Damaged Merchandise

- **Federal Express** - DO NOT RETURN DAMAGED MERCHANDISE TO US. Contact your local FedEx office. Damaged items must be left in original container for FedEx to inspect. They will contact us after the inspection.
- **U.S. Post Office** - If items are received damaged, please contact our customer service as soon as possible.
- **Truck Lines** - Refuse or have driver make notes on papers that you received damaged goods. Contact us.

Returning Items

- We will accept returned unused merchandise within 30 days of our invoice date.
- Items over 30 days of purchase will be given a store credit toward future purchases.
- No items without "a Return Authorization number" on the outside of returned package.
- Return shipping by C.O.D. not accepted,
- *If we filled the order incorrectly we will also reimburse you for freight.*

If you ordered wrong or no longer want the item, you may return it within the 30 days and you are responsible for return freight cost. You are subject to a 20% restocking fee after 30 days.

Important!

- NO** returns without your invoice!
- NO** return of special order items!
- NO** cash returns after 30 days!

PRICES ARE SUBJECT TO CHANGE WITHOUT NOTICE.

Parts, fuel charges and shipping charges can change without notice!





34-46 SERIES

An introduction page may seem a little unusual for a parts catalog; however, it is an excellent way to tell you something about myself and my business. You should know some details about a company or a person you plan on dealing with. Since we sell parts worldwide, this is probably the best way to tell you who I am and why I have a Chevrolet and GMC truck parts business.

My first antique car, a Model A Ford, was purchased during my college years in the mid-1960's. Over several years, I personally gave it a ground-up restoration and became very active in local and national clubs. Though I still have a Model A, my interest has gradually drifted toward early GM pickups.

In 1978, I purchased my present 1950 Chevrolet 1/2 ton pickup to use as a driver. Though it worked well, the decision was finally made to give it a near total restoration. This began the truck parts business ...

A local carpenter made the bed wood from my original patterns early in the restoration. An individual at a swap meet heard about my new cut bed wood and asked if I would sell it. I then re-ordered two sets from the same carpenter and placed one of them in a national magazine with a few other truck parts and both sets sold. Wow, what's this all about?

This began to snowball and soon, with some experimental ads in antique magazines, I was in the bed wood business and my Saturday's were spent in salvage yards getting measurements from other truck years. I discovered non-punched bed wood strips were sold by our local Chevrolet dealerships and bed bolts were easily available. The business took off! The timing was good. The U.S. interest in truck restoration was just beginning.

After 15 years with a major national corporation, It was felt that this field was more rewarding. A decision was made that a mid-life career change should be made. All past sales and business expertise would be put into making this a successful enterprise. This has been done with many personal rewards. The goal is to continue to look ahead, develop and introduce new parts for the older GM pickup. When we do what we enjoy, there are no limitations on achievements!

We are now seeing the early stepside pickup growing in popularity like the Model A Ford in the 1960's. The desirability of the Chevrolet and GMC step side pickups has far surpassed the popularity of the Model A Ford. Even now, the choice lower production items for these trucks are becoming difficult to find. The few remaining salvage yards having vehicles is almost gone. You own your old GM truck at the right time. It is an investment even if you use it as a driver.

Yes, this business sells parts, but it is based on service to the customer. My personal involvement in the restoration of pickups, plus more than 50 years enjoying antiques, results in this dealer loving this business. Over 15 employees, many phone lines, two to three daily FedEx and US mail visits, several storage buildings, etc., makes service to our customers among the best!! Do not hesitate to call if we can be of assistance.

Thanks,

Email: info@oldchevytrucks.com

You'll like our website:

www.oldchevytrucks.com

A

ACCELERATOR PEDALS, ETC. ... 50-51
 Accelerator Floor Board Grommet ...50
 Accelerator Linkage Return Springs,
 Vertical 126
 Accelerator Linkage Return Spring
 Lower Clip..... 125
 Accelerator Pedals.....50
 Accelerator Swing Bracket Bolt..... 125
 Air Conditioning Compressor
 and Alternator Bracket68
 Air Filter Assembly.....65, 126
 Air Filter Element -
 Oil Wetted Type 126
 Air Filter Retainer Wing Nut 126
 Air Filter with Dry Element,
 Chrome66
 Alternator Bracket67
 Alternator
 Conversion.....48
 Alternator Flat Fan.....68
 Alternator Pulley68
 Alternator, Six and 12
 Volt.....69
 Amp Gauge, GM Rebuilt 163
 Ash Tray Handle.....75
 AUTOMOTIVE WIRING
 & ELECTRICAL SYSTEMS.....93
 Auto Dolly 143
 Axle Bumpers, Rubber 133
 Axle to Leaf Spring Attaching Kit.....72

B

Bar/Counter Stool..... 143
 BATTERY RELATED51
 Battery Cable45
 Battery Floor Hole Covers51
 Battery Ground Cable Clip46
 Battery Positive Cable Clip46
 Battery Tray Assembly.....51
 Bed Assembly Pamphlet.....90
BED PARTS20-25
 Bed Bolts 20-21
 Bed Cross Sills25
 BED MOUNTING BLOCKS
 AND PADS.....21
 Bed Roll Custom Lights..... 83, 157
 BED SHEET METAL 156
 Bed Side Hole Cap 83, 157
 BED SIDES FOR STEPSIDE

PICKUPS... 156
 Bed Strip Bolt Mounting Sets
 Short Bed 1/2 Ton Stepside20
 Long Bed 1/2 Ton & 3/4 Ton
 Stepside20
 Extra Long Bed 1 Ton Stepside ...20
 Ribbed Carriage Bolts21
 Short Bed 1/2 Ton Stepside21
 Long Bed 1/2 Ton & 3/4 Ton
 Stepside21
 Extra Long Bed 1 Ton Stepside ...21
 Stainless Steel Bolts21
 Short Bed 1/2 Ton Stepside21
 Long Bed 1/2 Ton & 3/4 Ton
 Stepside21
 Extra Long Bed 1 Ton Stepside ...21
 Bed Strip Corner Covers,
 Stainless Steel24
 Bed Strips, Cold Rolled Steel23
 Bed Strips, Corner,
 Cold Rolled Steel24
 Bed Strips for the CUSTOM,
 Non-Original Truck23
 Bed Strips, Stainless Steel.....23
 Bed Strips, Corner, Stainless Steel ...24
 Bed-To-Frame Bolt Kits.....20
 Zinc Plated Steel20
 Stainless Steel Type20
 Bed Washers20
 Beehive Oil Filter and
 Bracket.....65
 Beehive Replacement
 Oil Filter Element65
 BRAKE PARTS 96-100
 Brake Adjustment Hole Plugs.....99
 Brake and Clutch Floor Seals.....51
 Brake Drums.....100
 Brake Hardware Kit.....98
 Brake Hose - Front, and Rear
 Clips.....98
 Brake Hose Securing Clip98
 Brake Line Division Blocks98
 Brake Lines98
 Brake Shoe Pin Retaining
 Warped Washers99
 Brake Shoe Retaining Cone Springs.99
 Brake Shoe Return Springs99
 Brake Shoes with New Linings.....97
 Bumper Bolt Nuts56
 BUMPER BOLTS, NUTS, ETC. ...56, 142
 Bumper Brace Rubber Covers...56, 142
 Bumper Braces and Brackets..... 141

Bumpers 141

C

CAB RELATED PARTS27-32
 Cab Corners, Lower..... 152
 CAB INSULATION KITS27
 Cab Insulation Sheets.....27
 CAB MOUNT ITEMS31
 Cab Mount Kits30
 CAB REPAIR PANELS 152-154
 CAB WINDLACE 27-28
 Cab Windlace, Lower28
 Cab Windlace Vertical Retainer.....28
 Cage Nut..... 140
 Camshaft Freeze Plug 119
 Camshaft Thrust Plates 115
 Camshafts and
 Bushings.....115
 CAPS, BASEBALL
 Jim Carter Truck Parts
 Cap.....139
 Carburetor Gas Filter..... 125
 Carburetor Inlet Brass Fitting 125
 Carburetor Insulator Plates 125
 Carburetor - Rebuilt..... 124
 Carburetor Repair Kits..... 125
 Carburetor to Manifold Gasket 114
 Carrier Bearings and Cushion..... 107
 Casting Number Guide.....92
 Casting Number Guide,
 Six Cylinder.....93
 CATALOG, CHEVROLET
 MASTER PARTS.....90
 Chevrolet and GMC Speed Manual..93
 Chevrolet Block Letters.....34
 Chevrolet Long Bed Stepside -
 3/4 Ton 157
 Chevrolet Newspaper, 194192
 CHOKE AND THROTTLE CABLES...74
 CHOKE, THROTTLE,
 AND HEADLIGHT KNOBS.....74
 Clip for Fuel Pump & Vacuum Advance
 Lines 124
 Clutch Alignment Tool..... 102
 Clutch and Brake Pedal
 Shaft Bushings..... 103
 CLUTCH AND
 TRANSMISSION 101-104
 Clutch Disc - Rebuilt General
 Motors Original - New
 Replacement.....101



34-46 SERIES

Clutch Head Drivers25, 136
 Clutch Head Screws.....31
 Clutch Pedal Pull-Back Spring 102
 Clutch Pedal Release
 Rod.....104
 Clutch Pedal Toeboard Bumper..... 103
 Clutch Pilot Shaft Bushings
 and Bearings.....103
 Clutch Pressure Plates - Rebuilt..... 102
 Clutch Release Bearing102
 Clutch Release Fork Ball102
 Clutch Release Fork Ball Retaining
 Spring Clip.....102
 Coil, High Performance.....70
 COILS.....44
 COOLING SYSTEM 105-107
 Cowl Panel, Lower Front152
 COWL VENT GASKETS27
 Cowl Vent Knob, Non-Metal.....75
 Cowl Vent Pivot Bolts27
 Crank Hole Cover - Chevrolet58
 Crank Knob with Pin, Side Window ..74
 Crankshaft Pulley Sleeve 129
 Crankshaft Rear Main Seals 114
 Cross Sill, 1940-46 GMC Rear25
 Cross Sills, Front and Middle25
 Cross Sills, Rear.....25

D

DA Plug for Alternators.....68
 Dash and Courtesy Light Switch.....43
 Dash Attaching Screws.....32
 Dash Bulbs85
 Dash Knobs.....75
 Dash Trim, 1940-46.....32
 Dash Trim Clips.....32, 170
 Dash Twist Trim Clips32
 Decal Only - From Above Advertising
 Sales and Service Signs136
DECALS34-35
 Decal, GMC Famous Script34
 Decals, Air Cleaner35
 DECALS, CHEVROLET AND GMC
 ALL PURPOSE34
 Decals, Chevrolet and GMC
 "Miniature Service Sign"136
 Decals, Miniature Service Sign34
 Decals, Oil Filter35
 Decals, Sales and Service Sign34
 Decal, Rear Axle.....35
 Differential Bearing, Bushing,
 and Seal Kit - 1/2 ton71

Differential Cover, Chrome71
 Differential Housing Cover
 Bolt Washers.....108
 Differential Housing Cover Gaskets 108
 Differential Inspection
 Chrome Cover108
 Dimmer Switch.....43
 Disc Brake Conversion Kit.....70
 Disc Brake Conversion Kit,
 Mustang II to Chevrolet.....71
 Disc Brake Conversion Kit, Complete
 Mustang II to Chevrolet.....71
DISC BRAKE CONVERSIONS..... 70-71
 Disc Brake Kit, Complete Front
 5 Lug Pattern70
 Disc Brake Kit, Complete Front
 6 Lug Pattern70
 Distributor and Coil, Modified HEI ..69
 Distributor Cap and
 Rotor.....111
 Distributor Condensers.....111
 Distributor, Mallory.....70
 Distributor Point Sets111
 Distributor Vacuum Advance111
 Distributors - Rebuilt110
 Dolly, Auto.....143
 Don't Touch Me Sign.....140
DOOR COMPONENTS37-41
 Door Bottoms152
 Door Bumpers, Rubber40
 Door Check Bracket40
 Door Checks or Stops40
 Door Dovetail Bumper Stops40
 Door Dovetail Casing.....40
 Door Dovetail Wedge Plate.....40
 Door Glass, Clear.....178
 Door Handle "Anti-droop" Spring....39
 Door Handle Ferrules and
 Tool.....39
 Door Handle Inside Repair Springs...39
 Door Handle Lock & Key.....38
 Door Handle Retaining Screw39
 Door Handles.....38
 Door Hinge Bolts37
 Door Hinge Half.....37
 Door Hinge Pin Remover37
 Door Hinge Pins.....40
 Door Hinge Pins for Mirror Arms....135
 Door Hinge, Screws.....37
 Door Hinges, Panel and Suburban
 (Rear) and Cabs.....37
 Door Latch Connecting Link.....41
 Door Lock Gasket.....41

Door Lock Knobs41, 75
 Door Lubrication Stickers.....136
 Door Patch Panels38, 152, 153
 Door Rubber Hinge Seals, Rear41
 Door Rubber Seal Adhesive39
 Door Striker Plate39
 Door Taillight Switch - 1937-52 Rear
 Panel Truck/Suburban.....43
 Door Weather Seal -
 Panel and Suburban39
 Drag Link and Repair Kit.....
 121
 Drain Tube, Top Cowl Vent61
**DRIVE SHAFT AND DIFFERENTIAL
 PARTS 107-109**
 Drive Shaft Bushing
 and Seal Assemblies.....109
 Drive Shaft Extension Bearing.....109
 Drive Shaft Extension, GMC only....109
 Drive Shaft Original Torque Tube
 Seal Only.....109

E

ELECTRICAL43-48
 EMBLEMS AND ORNAMENTS168
 Engine Block Freeze Plug Kit.....119
 Engine Bolt Kits65
ENGINE COMPONENTS..... 111-119
 Engine Connecting Rod -
 Babbit Type.....118
 Engine Connecting Rod
 Insert Bearings.....118
 Engine Connecting Rod -
 Insert Type118
 Engine Crankshaft Main Bearing
 Inserts.....117
ENGINE ELECTRICAL 110-111
 Engine Gasket Sets (6 cylinder)112
 Engine Hand Crank111
 Engine Intake Rings.....113
 Exhaust Manifold67, 120
 Exhaust Manifold Filler
 and Filler Paint.....120, 147
 Exhaust Manifold Stud
 and Special Brass Nut.....120
 Exhaust Pipe Gaskets120

F

Fan and Belts.....107
 Fastener Kit -

Headlight Bucket to Fender.....63
 Fender Braces, Rear 158
 Fender Protectors..... 158
 Fender Welt, Black63
 FENDERS, REAR 158
 Fenders, Rear, Fiberglass 158
 Fenders, Rear, Metal..... 158
 Fenton Cast Iron Dual Exhaust
 Chevrolet and GMC Headers67
 Fenton Exhaust Manifold
 Warming Kit.....67
 Fenton Manifold with Dual Intake
 Plus Linkage and Fuel Lines67
 Firewall Cover Retainers.....56
 Firewall Covers.....173
 FIREWALL RELATED ITEMS.....173
 Firewall Wiring Loom Grommet.....47
 Flashlight, Vintage 143
FLOOR PARTS.....50-53
 FLOOR MATS50
 Floor Shift Boots53
 Floor Shift Foam Collar53
 FLOORBOARD SECTIONS-METAL..52
 Floorboard and Toeboard.....52, 153
 Floorboard and Toeboard Screws .52
 FLOORBOARD SECTIONS-WOOD..51
 Floorboard and Toeboard51
 Floorboard and Toeboard
 Screw Set, Metal floor.....51
 Four Speed Lever Reverse Spring...103
 Front Bed Panels..... 153
 FRONT END
 AND STEERING PARTS 121-123
FRONT PARTS55-63
 Front Splash Apron.....55
 Front Splash Apron
 Support Brackets55
 FUEL SYSTEM 123-128
 Fuel and Vacuum Advance Lines....124
 Fuel Gauge, GM Rebuilt 163
 Fuel Line (Pump to Carb) 124
 Fuel Pump Diaphragm 123
 Fuel Pump Double Action 184
 Fuel Pump Inlet Brass Fitting..... 123
 Fuel Pump Rebuilding Kit 123
 Fuel Pumps.....123
 Fuel Rubber Flex Hose..... 124
 Fuel Tank Sealer.....148
 Fuel Tank to Pump..... 124

G

Gas Cap 128
 GAS FILLER NECK GROMMETS29
 Gas Filler Spout127
 Gas Tank Flex Hose127
 Gas Tank Floats and Gasket.....127
 Gas Tank Installation Long Pads.....127
 Gas Tank Sending Unit and Float,
 Stainless Steel and
 Brass.....127
 Gas Tank Shut-Off Valve, Brass.....127
 Gas Tank Straps127
 Gas Tanks126
 Gasket Sets, Side Cover.....112
 Gaskets, Front Inner Fender63
 Gauge Cluster, Bezel.....165
 Gauge Clusters163
 Gauge Refacing Kits.....162
 GAUGES..... 163-164
 Gear Shift Knobs.....75
 Generator Cutout and repair
 kit.....44
 Generators - Rebuilt Chevrolet110
 GLASS DASH BEZELS, PANELS,
 NEEDLES, ETC..... 165-166
 Glass Setting Tape.....178
 Glovebox Cardboard. and
 Bumpers.....28
 Glovebox Door Hinge28
 Glovebox Latch Hook with Slide.....28
 Glovebox Light29
 Glovebox Lock & Key28
 GLOVEBOX RELATED..... 28-29
 Glovebox Screws28
 GMC Long Bed Bedside -
 1/2 and 3/4 ton.....157
 GMC Metal Bottom Bed Bolt Kits.....20
 Grease Fittings133
 Grille Bar Clips, COE.....58, 170
 Grille Bar Support Rubber Block -
 1937-38 GMC60
 Grille Bars - 1937 and 1938 GMC59
 Grille Center Horizontal Clip58, 170
 Grille Center Vertical or Lower Strip,
 Chevrolet59
 GRILLE DECALS.....34
 Chevrolet34
 Grille Divider Trim.....58
 Grille Emblems168

Grille Guard.....60
 Grille Parts - 1937.....59
 GRILLE RELATED ITEMS..... 58-60
 Grille, Upper Filler Pan.....60
 Grille, Valance60
 GRILLES, Chevrolet57
 Grommets, Firewall56
 Ground Straps.....45

H

Header Panel31
 Header Panel Wiper Cover Plate31
 HEADLIGHTS..... 77-79
 Headlight Adjusting Nut and Screw...78
 Headlight Adjusting Spring78
 Headlight Assemblies,
 Black Buckets.....77
 Headlight Assemblies, Stainless.....77
 Headlight Bar Pads,
 Fender and Radiator Shell.....78
 Headlight Bucket to Fender Gaskets78
 Headlight Bulbs, 6 and 12
 Volt.....85
 Headlight Halogen Replacement
 from Seal Beam85
 Headlight Knobs.....74
 Headlight Reflectors.....78
 Headlight Rim or Cork Seal78
 Headlight Rim Rubber Seal
 Retaining Clips78
 Headlight Ring Combos77
 Headlight Rings or Doors77
 Headlight Sealed Beam
 Retainer Ring.....78
 Headlight Sealed Beam Socket.....79
 Headlight Stand to
 Radiator Housing Gaskets.....77
 Headlight Stands77
 Headlight Switch
 with Rheostat Control43
 Headlight Wiring Loom.....79
 Headlight Wiring Loom Grommets ..79
 HEADLINERS
 AND KICK PANELS 173-174
 Headliner, ABS Plastic, 1939-46..... 173
 Headliner Washers.....174
 Headliners, Fiberglass 173
 Headliners,
 Pickup and Larger Truck 173



HEATING SYSTEM.....	128
Heat Riser Spring.....	120
Heater Blower Switches	43
Heater Core, Recirculator	128
Heater Duct Tubing.....	128
Heater Hose	128
Heater Hose Clamp.....	128
Heater Hose Connectors	128
Heater Hose Water Shut Off Valve ..	128
Heater Valve	
for Recirculator Heater	128
High Beam Indicator, Ignition Switch	
and Glovebox Light	84
HIGH PERFORMANCE	65-72
High Performance	
Speed Equipment.....	65-70
HOOD RELATED ITEMS.....	61-62
Hood Bumper Set.....	61
Hood Center Hinge	
Hold-Down Bracket, Rear.....	60
Hood Corners	62
Hood Handles.....	62
Hood Hinge.....	61
Hood Hold Open Supports	141
Hood Lace	61
Hood Lace Retainer Clips	61
Hood Ornaments.....	168
Hood Side Emblem, Chevrolet	168
Hood Side Emblems, GMC	62
Hood Side Panel Hinge Rods.....	60
Hood Side Trim, GMC.....	169
Hood Side Trim Strip Clips	170
Hood Strips, Show Quality.....	62, 169
Horn Bracket	30
Horn Button Assemblies	30
Horn Button Coil Spring	30
Horn Button Cup	30
Horn Button Retainer	30
Horn Button Retainer Bumper.....	30
Horn Wire Conduit	46
HUB CAPS	168-169
Hub Cap Wheel Clips.....	129,169
Hub Caps - Chrome Plated.....	137
Hub Cap Wheel Clip	129
Hydrovac Power Brake Unit, Rebuilt .	96
I	
Identification Tag, Elect. items	138
Identification Tag	
Fasteners.....	138,139
Identification Tags	139

Ignition Coils	44
Ignition Coils, Resistor.....	44
Inner Tube	136

J

Jim Carter T-Shirt.....	139
-------------------------	-----

K

Key Blank, GM Style	138
Kick Panels, Fiberboard.....	174
Kingpins with Bushings	121
KNOBS	74-75

L

Leaf Springs.....	131
LIGHTING	77-86
LED LIGHTING.....	85
LED Headlight Bulb, 6 and 12	
Volt.....	85,86
LED Light Inserts.....	85
LED Taillight, Complete	86
LED Taillight Insert.....	85
LED Taillight Lens	85
Lenses, Pickups, Panel Trucks,	
Suburbans and Big Trucks.....	81
License Plate Brackets, Front	
1/2 and 3/4 ton.....	62
Lifters	115
LIGHT BULBS, SIX VOLT	84-85
Lighting, Blue Dots.....	138
LITERATURE.....	88-93
Book, Chevrolet and GMC -	
How to Paint Your Car	93
Book, GMC Illustrated Parts.....	90
Booklet, GM Truck Illustrations.....	92
Literature – Rebuilding the	
Small Block Chevy.....	93
Lug Nuts and	
Covers.....	130

M

Manifold Gaskets	
(Between Head and Manifolds) ...	113
Manifold Gaskets	
(Between Intake and Exhaust)	113
MANUALS, MISCELLANEOUS.....	90
Marine-Clean	148
Master Cylinder	
Filler Caps and Boot	96

Master Cylinder Floor Hole Cover	52
Master Cylinder Repair Kits	96
Master Cylinders.....	96
Metal Signs.....	140
MECHANICAL	96-133
Mechanic's Study Guide Booklet	91
Mirror Arm Extension	135
MIRROR PARTS.....	135
Mirror Arms, Outside.....	135
Mirrors, Outside.....	135
Mirrors, Peep Type.....	135
MISCELLANEOUS.....	137-143
MISCELLANEOUS	136, 138, 160
MISCELLANEOUS	
MECHANICAL.....	129-130
MISCELLANEOUS PARTS,	
ETC.....	143
MISCELLANEOUS TRIM ITEMS... 169-170	
Modern Gasoline & Oil	
Official Guide	91
Motor Mount - Front	112
Motor Mount - Rear.....	112
Motor Mount Kit - Front.....	111
Motor Mount Kit,	
Side Mount for V-8	67
Motor Mount Shield	111
Mouse Pad	143
Muffler and Clamps.....	121
Muffler Hanger Assembly	121

N

Non-Lettered Tailgate	154
-----------------------------	-----

O

Odometer, New	162
Offenhouser Manifold with Dual Intake	
Plus Linkage.....	67
Official 12 Volt Conversion	
Guide, The.....	91
Oil Cap	129
Oil Cap, Chrome.....	66
Oil Filter Cartridges.....	129
Oil Filter Assembly	129
Oil Filter Lines with Fittings,	
Chevrolet Six Cylinder Only	129
Oil Gauge, GM Rebuilt	163
Oil Line Brass Fittings.....	119
Oil Line Tube.....	119
Oil Pan Drain Plug, Original.....	119
Oil Pan Plug Repair.....	119
Oil Pan Sets.....	113
Oil Pump Repair Kit.....	119

Oil Pumps - New.....118
 Overhaul Rear Axle Manual
 1/2 Ton91
 OWNER'S MANUALS.....88
 Chevrolet88
 GMC.....89

P

PAINT.....144-148
 Paint, Basic Colors, Chevrolet144
 Paint, Basic Colors - GMC.....144
 PAINT, BUMPER AND GRILLE . 147-148
 Paint, Engine, Chevy and GMC.....147
 Paint, Engine Accessory, Black147
 PAINT, ENGINE
 AND TRANSMISSION147
 PAINT, EXTERIOR.....144
 PAINT, INTERIOR.....146
 Paint, Interior Powder Coating -
 1936-38 Chevrolet146
 Paint, Kildare Green145
 Paint, Metal Ready.....148
 Paint, Red and Maroons, Chevrolet 145
 Paint Sheets.....90, 144
 Paint Sprayer, Portable.....147
 Paint, Steering Wheel and Column.146
 Paint, Transmission147
 Paint, Turret Grey, Bumper & Grille.147
 PANEL TRUCK AND SUBURBAN
 TAILLIGHT ITEMS 83-84
 Panel Truck Headliners,
 Fiberboard.....174
 Panel Truck Tool Box Lid153
 Park and Taillights.....84
 PARK BRAKE BOOT
 & FOAM COLLAR51
 Park Brake Cable Boot.....100
 Park Brake Cable Clip100
 Park Brake Cable Pulley99
 Park Brake Cable to Backing Plate
 Felt Gaskets.....100
 Park Brake Cables.....99
 Park Brake Lever
 Squeeze Handle Spring.....100
 PARKLIGHTS 79-80
 Parklight Housing, Metal.....79
 Parklight Housing to Fender Pad80
 Parklight Lens Bezel, Stainless Steel.79
 Parklight Lens, Chevrolet & GMC79
 Parklight Lens Gaskets80
 Parklight Lens Retaining Clips.....80

Pin Striping Blueprint90
 Pin Striping Sheet.....91
 Pin Striping Tape for Cabs145
 Pinion Bearing and Race.....108
 Pinion Seal for Differential Housing 107
 Piston Aluminum, and Ring Sets,
 Six Cylinder.....116
 Piston Rings Sets Only117
 Plastigage.....118
 POR-15 Coating and Solvent.....148
 Proportioning Valve
 and Mounting Bracket.....70
 Push Rods.....114

R

Radiator, Aluminum105
 Radiator, Copper105
 Radiator Hose105
 Radiator Hose Clamps105
 Radiator Overflow Tank.....105
 Radiator Petcock.....106
 Radiator Support Core Mount Pads 105
 Radiator Support Pads63
RADIO150
 Radio Antenna150
 Radio Noise Suppressors150
 Rear Avle Overhaul
 Manual.....91
 Rear Fender Bolts25
 Rear Glass, Clear.....178
 Rear Valance Edge, Panel,
 Suburban158
 Rear Wheel Cylinder Block99
 Reflector License Plate Fasteners....138
 Regulators for Generator44
 Ring & Pinion for Differential - 1/2 ton 71
 Rocker Arm Shaft - Chevrolet.....114
 Rocker Panels.....153
 Rubber Rings for Spark Plug Wires ...47
 RUNNING BOARDS, ETC..... 155-156
 Running Board Bolt Kits52
 Running Board Reinforcements.....156
 Running Board Step Plates156
 Running Board to Bed Apron155
 Running Board to Brace Brackets ...156
 Running Board to Fender Gaskets....53
 Running Board Tread Patch Panel...156

S

SALES BROCHURES.....89
 SALESMAN'S TRUCK

DATA BOOKS89
 193789
 194189
 Scratch Pads.....138
 Seat Bumpers32
 Seat Cushion Rails32
 Seat Kits, Installation Kit.....172
 Seat to Frame "C" Clips172
 Service Bulletins.....92
SHEET METAL.....152-160
 Sheet Metal Tools160
 Shock Absorber Conversion Kit .72,133
 Shock Absorber Fluid.....132
 Shock Absorber Link -
 For Single Action Shocks.....132
 Shock Absorber Link Lower Bushings
 for Double Action Shocks132
 Shock Absorber Link Rubber Bushings,
 Pins and Sleeves.....132
 Shock Absorber Link Upper Bushings
 for Double Action Shocks132
 Shock Absorbers - Single Action
 Lever Type.....132
 SHOP MANUALS.....88
 Chevrolet88
 GMC.....88
 Smoothie Running Boards,Metal155
 Spare Tire Hook.....137
 Spare Tire Hook Locking Nut137
 Spare Tire Mounting Parts,
 Side Mount137
 Spare Tire Side Mount Nut.....137
 Spare Tire Side Vertical Mount
 Steel Rod137
 Spark Plug Wire Set
 for HEI Distributor.....69
 Spark Plug Wires.....46
 Spark Plugs.....111
 Special "Wrinkle" Finish - 1936-38
 Chevrolet and GMC.....146
SPEEDOMETER162-166
 Speedometer Bezel
 Rubber Gasket166
 Speedometer Bezel to Glass
 Gasket.....165
 Speedometer Cable
 Firewall Grommet130, 165
 SPEEDOMETER CABLES
 AND GROMMETS 164-166
 Speedometer Cables
 with Black Vinyl Casing130, 164
 Speedometer Cables



with Metal Wrap Casing 130, 164
 Speedometer Glass Panels..... 165
 Speedometer Needles, All Metal ... 166
 Speedometer, New 162
 Speedometer Ratio Adapter 165
 Speedometers, Rebuilt 162
 Spindle Castellated Nut 101
 Spring Bolt and Bushing 131
 Spring Pins and Bushings,
 Rear Springs 131
 Spring Shackle Rubber
 Grease Seals..... 131
 Spring Shackles..... 131
 Spring U-Bolts..... 131
 Stake Pockets..... 157
 Starter 6 Volt with 12 Volt Intervals . 110
 Starter Boot.....52
 Starter Drive Spring and Drive..... 110
 Starter Pedal Return Spring
 and Clip..... 110
 Starter Rod Felt Floor Seal.....52
 Starter Solenoid43
 Starter Switches43
 Starters 6 Volt - Rebuilt..... 110
 STEERING COLUMN RELATED .. 29-30
 Steering Box Repair Parts -
 1941-46..... 123
 Steering Column Clamp
 Rubber Bushing.....29
 Steering Column Metal U-Clamp.....29
 STEERING COLUMN SEAL.....51
 Steering Gear Box Gaskets..... 122
 Steering Mast Bearing, Upper.....30
 Steering Sector Seal
 and Two Bushings 122
 Steering Wheel, Combo29
 Steering Wheel, New29
 Steering Wheel Retaining Nut.....29
 Step Plates, COE - 1 1/2 Ton 142
 STEPSIDE BED WOOD SETS22
 Short Bed 1/2 Ton Stepside22
 Long Bed 1/2 and 3/4 Ton Stepside 22
 Extra Long Bed 1 Ton Stepside22
 Suburban and Panel Trucks
 1/2 Ton 22
 STEPSIDE METAL BED STRIPS.....23
 STEPSIDE METAL "CORNER"
 BED STRIPS 24
 STEPSIDE TAILLIGHT ITEMS..... 81-83
 Stop Light, Suburban/Panel.....84
 Stoplight Switches44
 Striping Tape for Painting 145
 Suburban and Panel Truck Body Glass,

Clear 178
 Sunvisor Bare Pad and Bracket..... 172
 Sunvisor Combo -
 Pad and Chrome Bracket 172
 SUSPENSION PARTS..... 131-133
 SWITCHES..... 43-44
 Synchronizer Brass Ring
 Replacement 104

T

T-Shirts..... 140
 Tailgate Chain Brackets..... 157
 Tailgate Chain Cover..... 155
 Tailgate Chain Hook Protectors..... 154
 Tailgate Chains..... 154
 TAILGATE DECALS.....35
 Chevrolet35
 GMC.....35
 Tailgate Hinges and Adaptor,
 Stepside..... 154
 Tailgate Latches - Hidden,
 Stepside..... 154
 Tailgate Support Arms, Stepside.... 154
 Tailgates 154
 TAILLIGHTS 80-81
 Taillight Bezels or Doors, Chevrolet .82
 Taillight Brackets, Custom.....82
 Taillight Brackets
 with Original Style GMC.....82
 Taillight Brackets with Original Style
 Stamped Lettering.....82
 Taillight Bulb Changeover.....81
 Taillight Complete84
 Taillight Conduit Retainer81
 Taillight Lens and Bezels83
 Taillight Lens Gasket.....81
 Taillight License Lens and Gasket,
 Combo81
 Taillight Stand, Panel and Suburban,
 Double Door.....84
 Taillight Wiring Grommet.....47
 Taillight Wiring Loom Grommets83
 Taillight Wiring Protection, Metal.....81
 Tailpipe Hanger 120
 Tailpipe Heat Shield 120
 Tailpipe Shields 25
 Temperature Gauge Reduction
 Bushing 106
 Temperature Sending Units,
 GM Rebuilt 164
 Temperature Sending Units, New

Mechanical Six Cylinder 164
 Terminal Blocks.....46
 The Official 12 Volt Conversion
 Guide.....91
 Thermostat and Radiator Caps 105
 Thermostat Gaskets 114
 Throttle Cable Brass Wire Stop
 and Screw 126
 Throttle Cable with Knob.....74
 Throw-Out Bearing Retainer Plate
 Springs 102
 Tie Rod and Drag Link
 Replacement Balls 122
 Tie Rod End Repair Kit and Ends 122
 Timing Cover Gasket Sets 113
 Timing Gears, Camshaft..... 116
 Timing Gears, Crankshaft..... 116
 Tool Bag, Factory 138
 Top Cowl Vent Drain Tube61
 Transmission Bearings 103
 Transmission Countershaft..... 103
 Transmission Flywheel Cover,
 Fiberglass..... 104
 Transmission Flywheel Ring Gear.... 104
 Transmission Frame Cross Member..68
 Transmission Front Bearing
 Retainer..... 104
 Transmission Main Shaft
 Pilot Bearing 104
 Transmission Mount Pad.....68
 Transmission Needle Bearings,
 3-Speed..... 104
 Transmission Overhaul Gasket Set.. 103
 Transmission Shift Repair Insert
 and Compression Spring..... 103
 Transmission Small Parts Kit..... 104
TRIM 168-170
 Truck Covers, Universal Truck Fit.... 142
 Turn Signal Bulbs 84
 Turn Signal Flashers.....48
 TURN SIGNAL KITS 48
 Turn Signal Lever Assembly 48

U

Universal Joint Housing
 and Bell Gasket Sets 109
 Universal Joint Lock Clip..... 108
 Universal Joint Lock Clip Bolt..... 108
 Universal Joint Repair Kit 108
 Upholstered Seat Kits..... 172
UPHOLSTERY 172-174
USED PARTS, Inquire! 176-177

V

Vacuum Line Firewall Grommet..... 185
 Valve and Push Rod Cover.....66
 Valve Cover66
 Valve Cover Acorn Nuts112
 Valve Cover Aluminum Spacers.....66
 Valve Cover Gasket Sets113
 Valve Cover Stud Kit.....66
 Valve Cover Stud Top Seals112
 Valve Guide116
 Valve Job Gasket Sets112
 Valve Seats - Exhaust, Hardened.....115
 Valve Stem Oil Seals.....114
 Valves - Exhaust115
 Valves - Intake115
 Vise Pads140
 VOLTAGE BOOSTER, 6 TO 12.....45
 VOLTAGE REDUCERS.....45, 150
 VOLTAGE REGULATORS
 AND CUT-OUTS, ETC.....44

W

Water Pump Adapter Plate..... 106
 Water Pump Graphite Packing106
 Water Pump with Short Shaft.....106
 Water Pumps - New106
 Wheel Bearing Upgrade, Front70
 Wheel Bearing with Race - Front100
 Wheel Bearing with Race - Rear100
 Wheel Cylinder Bleeder Screws.....97
 Wheel Cylinder Repair Kits.....97
 Wheel Cylinders, New-Front.....96
 Wheel Cylinders, New-Rear97

Wheel Rings, Stainless Steel ... 137, 168
 Wheel Seals - Front and
 Rear.....101
 Wheel Spacer Kit70
 Wheel Studs.....130
 WHEELS AND HUB CAPS 136-137
 Wheels, Bare Steel, Modern 136
 Wheels, Chrome, Modern 136
WINDOW ITEMS 178-182
 Window Channel..... 178
 Window Glass, Patterns..... 182
 Window Handle, Chrome..... 179
 Window Handle Escutcheon..... 179
 Window Handle Screw, Chrome..... 179
 Window, Outer Seal..... 179
 Window, Rear Filler Strip
 Installation Tool 182
 Window Rear Molding Screw Set ... 182
 Window, Rear Rubber Kits..... 181
 Window, Rear Rubber Kits
 for Panel or Suburban..... 181
 Window Regulator Gear..... 179
 Window Regulator Repair Kit..... 179
 Window Regulator Repair Spring ... 180
 Window, Side Rubber Bumper
 Stops 179
 Window Trim Clips 182
 Windshield Bumpers..... 181
 Windshield Center Division Bar..... 180
 Windshield Connecting Bars..... 181
 Windshield Connector..... 181
 Windshield Crank Fiber Washer
 for Dash Handle 181
 Windshield Crank Grommet
 for Dash Handle 181
 Windshield Crank Handle,
 Chrome 180

Windshield Crank Handle Screws,
 Chrome 180
 Windshield Crank-Out Assembly 181
 Windshield Frame Hinges 182
 Windshield Frames 180
 Windshield Gaskets 179
 Windshield Wing Nut 180
 Windshields, Safety Glass 178
WIPER ITEMS 184-185
 Wiper Arm and Blade
 Replacement 184
 Wiper Arms..... 184
 Wiper Bezels, Chrome 184
 Wiper Blade..... 184
 Wiper Chrome Bezel Nut 184
 Wiper Motor Cover
 Plate Grommets 185
 Wiper Motor, Electric..... 184
 Wiper Motor, Electric 12 Volt 184
 Wiper Motor Knob75, 185
 Wiper Shaft Gasket 185
 Wiper Vacuum Tubing 185
 Wiring Harness Clips.....48
 Wiring Harness Diagrams.....48
 WIRING HARNESES 47-48
 Cotton Covered47
 Wire, Cotton Braided47
 PVC.....47
 For Trucks with Alternators.....47
 Wood Blocks, Cab Mount31
 Wood Blocks, Floor Side Rail31
 Wood Support Seat Blocks31

A large sign seen in most dealerships 75 years ago!



Tips and Hints



One of the more common questions asked is, "How do I tell the different years of these trucks?"

Your truck may have come without a title, many do. Some have parts interchanged with several years, even though they are correct for only one year. Body and bed changes during the last 30 to 60 years, just to keep the truck going, now make some restorations confusing.

In the following, several items per year will be mentioned which might help you, in the field, when looking to buy a truck or just parts. The comment by each year does not mean it is always exclusive to that year. If you feel some errors exist, please let us know.

- 1934-35** Cab doors and body reinforced with wood. Swing out windshield is held open with a wingnut on both sides. Hood sides have four vertical air vent louvers on each side. Chevrolet blue Bowtie emblem is on the front top of the grille shell, not attached to grille. No glove box. Gauges are black with white letters. Engine as in 1936 is a 207 six cylinder. Brakes are cable activated, not hydraulic.
- Early 1936** Final use of the "high roof" cab. Doors have three hinges. Round dash gauges black with white letters. Headlights attach to short bar between fender and radiator. Top of windshield frame has square corners and round lower corners. Bowtie emblem attaches to grille and each side of hood. First year for hydraulic brakes.
- Late 1936** Beginning of the "low roof" cab. The only remaining body wood is the front door posts and a horizontal connector. Windshield frame has round corners and is 12" high. Half ton bed length continues 72". Running board tread still has diamond like raised spots. Doors have two hinges. Gas tank under rear of bed with filler through bed side behind fender. Round dash gauges have cream colored faces. First year for GMC pickup. Their 4" round tail lights is the same through 1946.
- 1937** Gas tank filler under seat results in half cushion bottom raised to fill tank. Windshield frame is 1936 except is 14" high. Chevrolet introduces the 216 engine. This was used through 1953. Half ton bed length 77". Chevrolet emblem attached to upper middle of grille. Running board tread runs length of board. The GMC pickup uses the valve-in block (flat head) six cylinder borrowed from Oldsmobile.
- 1938** Much like the 1937, however, by mid '38 gas tank fillers extend through the cab wall. Chevrolet front emblem is at top of the grille. The GMC 1/2 ton pickup uses the flat head six cylinder engine borrowed from Pontiac. This engine even has the Pontiac Indian head cast in the right side of the block. As in 1939 the Chevrolet bumpers have one full length groove on the face.
- 1939** In 1939, Chevrolet tailgate has script lettering. Speedometer is round, not a rectangular type as 1940 to 1946. First year for the two piece windshield. Black dash knobs and window crank knobs. GMC continues its own high pressure 228 engine. This basic engine design used through 1959. Last oval taillights on Chevrolet.
- 1940** Chevrolet bumpers have two full length grooves on face. One piece headliner. Hood lacing on cowl is fabric, not rubber as later. Rose tan dash knobs in 1940 to 1946. First year for sealed beam headlights. This results in small bullet-like park lights on top of front fenders. The rectangular taillight first introduced on Chevrolet and is carried through 1953.
- 1941** No stamped name in Chevrolet tailgate. Last year for right hand outside door lock in handle. Steering column is painted black. Six planks in bed. Rear window frame is die cast metal on outside over rubber. Rubber gas tank grommet. Headlight assemblies now secured to top of fenders.
- 1942** Right outside door lock moves down into the door. Late 1942 uses leather gas tank grommet. Two piece headliner.
- 1946** Seven planks in bed. Rear window now without metal exterior frame. Steering column painted brown. As in 1942, windlace around door opening covered with brown leatherette. As with earlier years, no weather seal secured to doors. Gas tank grommet went back to rubber after WWII. Gas tank continues to be located under seat.

1946 vs. 1947

Note: Occasionally a customer's truck is titled 1947 but the body design is 1946. It can make ordering parts confusing.

Reasoning:

- (1) In most factories the 1946 design was carried over through about May 1947.
- (2) The Chevrolet "Master Parts Catalog" does not show an early 1947. When this year is mentioned it always refers to the 1947-55 1st series "Advanced Body Style".



Early Trivia

A great increase in GM truck rebuilding is now occurring throughout the country. Though most enthusiasts build a fun truck with numerous modifications and drive them daily, some require their vehicle to be as detailed as they were when new. For those involved in restoring their truck to this exact originality, the following data should be of interest. These appear to be several of the more asked questions about the subject of restoration by our customers.

- From 1939 and up, the GMC overhead valve six cylinder was a high pressure insert bearing engine - initially 228 and 248 cubic inches. Chevrolet trucks did not adopt the full insert bearing high pressure truck engine until 1954. This results in their similar appearing dash clusters with the of maximum oil pressure gauge reading of 80# for GMC and 30# for Chevrolet.
- Dark green was the standard exterior paint color. Most other colors, including black, were a non-cost option.
- The GMC with six-volt system uses a positive ground electrical system. Chevrolet uses negative ground.
- The GMC and Chevrolet pickups share bodies, most suspension, transmissions, etc. - not engines, grilles, tailgates, exterior colors or hub caps.
- In 1946 the 8 hole split rim was introduced on the 3/4 tons. Prior to this, the 3/4 tons used a heavier 6 bolt wheel than the ones on the 1/2 tons. These are often referred to as the artillery or scalloped type wheel.
- Early trucks were titled on either the body ID plate or engine number. If your title used the engine number and it has been replaced over the years, you may have major problems in selling or licensing if you sell to a different state.
- The famous Chevrolet high pressure 235 engine was used between 1954 and 1962. It's big brother, with some larger internal parts, was the 261 engine. A low pressure Chevrolet 235 was available on larger trucks only between 1941 and 1953. This earlier 235 has little in common with its later 235 relative. The later high pressure engine fits against the older bell housing.
- Whitewall tires were not available from the factory during these early years. Trucks were for work, not to be maintained for appearance. Of course, all local tire suppliers wanted to sell them!
- The pickup running boards were black painted steel. The rubber covering was reserved for cars.
- Sealed beam headlights were first used on new trucks in 1940.
- The 4-speed transmission (optional on 1/2 ton) during these years is not synchronized. The driver must "double clutch" between shifts. The 3-speed was synchronized, but only in second and third gear. (So much better than just 20 years earlier.)
- Electric wiper motors were not available from GM.
- The first year of the 1939-46 series had a different dash. Therefore, the 1939 glove box and windshield crankout assembly is used this one year only.
- These body style changes are grouped into the following years. 1934-36 high cab, 1936-38 low cab, and 1939-46.
- The right taillight was an option. Very few trucks had this dealer installed option.
- The Chevrolet 216 engine was used in both light trucks and cars between 1937-53. For the roads of the early years, they were great little engines! Thousands are still used today, but not at continued freeway speeds.
- GMC began light truck production in 1936. Before this their primary market had been large trucks. With the "Great Depression" GMC needed to help sales and save their dealers!
- The pickup bed floors were oak until about 1940. From approximately 1941 until the last wood bottom stepside in 1987, the material was hard yellow pine (not soft white pine). It was painted black, not varnished to look like home furniture. Remember, trucks were used to haul merchandise and most were not kept in a garage. They saw water for washing only when it rained! Between 1941-1946 GMC, pickups used metal bottom beds, not wood.
- During 1939-40, the Chevrolet 1/2 and 3/4 ton tailgate displayed its lettering in script style. The other years between 1934-46 had plain tailgates with no letters. GMC however, always used their logo on the 1936-46 tailgates.

David R. Barrett

David has a style all his own! His caricatures draw attention wherever displayed throughout the country.

We thank David for allowing us to show you his special creations of early Chevrolet trucks.

He does it so well!!



Art Created in Cyberspace
BEARFOOTIN Art
Established 1995

ALL IMAGES PROTECTED BY U.S. COPYRIGHT LAWS ALL RIGHTS RESERVED. NO PART OF THIS IMAGES MAY BE REPRODUCED IN ANY FORM OR BY ANY ELECTRONIC OR MECHANICAL MEANS, INCLUDING INFORMATION STORAGE AND RETRIEVAL SYSTEMS, WITHOUT PERMISSION IN WRITING FROM THE ARTIST/PUBLISHER.



BED BOLTS
BED-TO-FRAME BOLT KITS

Includes correct carriage bolts, hex nuts, lock washers, and difficult to find flat washers with off-set square hole.



BP1411



BP1421

Zinc Plated Steel

For wood floor beds.

Part No.	Description	Type	Price
BP1411	1934-46 Short bed (1/2 ton)	set	16.75
BP1421	1934-46 Long bed (1/2 ton and 3/4 ton)	set	17.85
BP1431	1934-46 Extra long bed (1 ton)	set	17.80

Stainless Steel Type

For wood floor beds.

Part No.	Description	Type	Price
BP1441	1934-46 Short bed (1/2 ton)	set	41.95
BP1451	1934-46 Long bed (1/2 ton and 3/4 ton)	set	47.20
BP1461	1934-46 Extra long bed (1 ton)	set	41.95

BP172



GMC Metal Bottom Bed Bolt Kits

Includes special oval washers, carriage bolts, hex nuts, and lock washers. Zinc plated.

Part No.	Description	Type	Price
BP172	1940-46 Short bed (1/2 ton)	set	21.40
BP173	1940-46 Long bed (1/2 ton and 3/4 ton)	set	24.95



Bed Washers.

Though included in bed-to-frame bolt kits, we also provide these individually. With correct offset square hole.

Part No.	Description	Type	Price
BP176	1934-66 Round, stamped steel with correct offset square holes	each	1.35
BP177	1934-66 Round, stamped steel with correct offset square holes	each	3.10
BP510	1934-66 High polished stainless steel <i>Made in the USA!</i>	each	5.55
BP178	1940-46 Oval, stamped steel. Used on GMC metal bottom beds. <i>Made in the USA!</i>	each	1.85

Bed Strip Bolt Mounting Sets

Includes the two sizes of carriage bolts, proper flat and lock washers. 250 to 400 pieces depending on year.



"Zinc Plated" Bolts
Short Bed 1/2 Ton Stepside

Part No.	Description	Type	Price
BP156ZP	1934-45	set	26.20
BP186ZP	1946	set	28.30

Long Bed 1/2 and 3/4 Ton Stepside

Part No.	Description	Type	Price
BP159ZP	1934-45	set	28.30
BP187ZP	1946	set	28.30

Extra Long Bed 1 Ton Stepside

Part No.	Description	Type	Price
BP162ZP	1934-45	set	31.45
BP189ZP	1946	set	31.45



“Ribbed Carriage” Bolts

Specially manufactured bolts with hidden shoulders below the oval head. Eliminates concern of not being able to place square holes in bed strips that have not been punched. This type bolt holds tight in a drilled round hole, but changes are not visible after installation. Zinc plated steel only.



Short Bed 1/2 Ton Stepside

Part No.	Description	Type	Price
BP156RC	1934-45	set	31.45
BP186RC	1946	set	36.70

Long Bed 1/2 and 3/4 Ton Stepside

Part No.	Description	Type	Price
BP159RC	1934-45	set	39.40
BP187RC	1946	set	40.90

Extra Long Bed 1 Ton Stepside

Part No.	Description	Type	Price
BP162RC	1934-45	set	52.45
BP189RC	1946	set	44.90

“Stainless Steel” Bolts

Stainless steel carriage bolt mounting kits. For that extra touch, especially nice when used with the stainless steel bed strips. Will never rust. To keep your cost down, these kit's use stainless for the visible carriage bolts only. Zinc plated for underside.




Short Bed 1/2 Ton Stepside

Part No.	Description	Type	Price
BP156SS	1934-45	set	47.00
BP186SS	1946	set	47.00

Long Bed 1/2 and 3/4 Ton Stepside

Part No.	Description	Type	Price
BP159SS	1934-45	set	54.05
BP187SS	1946	set	56.45

BP162SS



Extra Long Bed 1 Ton Stepside

Part No.	Description	Type	Price
BP162SS	1934-45	set	62.35
BP189SS	1946	set	62.90

BED MOUNTING BLOCKS AND PADS

Cut and drilled hardwood and rubber pad set. Ready to install.

Made in the USA!



BP135

(Parts in kits below)


Short Bed 1/2 Ton

Part No.	Description	Type	Price
BP135	1934-40	set	20.95
BP136	1941-46	set	20.95
BP200	1940-46 GMC with original metal bed floor	set	19.90

Long Bed 1/2 Ton and 3/4 Ton

Part No.	Description	Type	Price
BP138	1934-40	set	26.20
BP1381	1941-46	set	26.20
BP201	1940-46 GMC with original metal bed floor	set	20.50

NOTE: The pair of rear larger blocks in BP136 and BP1381 have a center hole drilled plus 2 holes to accept horizontal bolts that matches two holes in bed side. GM's idea to help lessen chance of bed sides permanently spread apart when the pickup is overloaded with a media like sand or gravel.





STEPSIDE BED WOOD SETS

All Made in the USA!

Planks cut and grooved. Excellent quality "C" Grade hard yellow pine (P) or clear red oak (O) is used in the manufacturing of these replacement wood sets. Wood is smooth finish with a very attractive grain.



Short Bed 1/2 Ton Stepside

Part No.	Description	Type	Price
BP123P	1934-36 6 board 72"	set	320.25
BP123O	1934-36 6 board 72"	set	383.25
BP215P	1937-39 6 board 76"	set	349.95
BP215O	1937-39 6 board 76"	set	383.25
BP216P	1940-45 6 board 77 1/8"	set	349.95
BP216O	1940-45 6 board 77 1/8"	set	383.25
BP191P	1946 7 board 77 1/8"	set	320.25
BP191O	1946 7 board 77 1/8"	set	383.25

At this Sign



**FRIENDS MEET
FRIENDS**



Long Bed 1/2 and 3/4 Ton Stepside

Part No.	Description	Type	Price
BP126P	1934-36 6 board 84 3/4"	set	330.75
BP126O	1934-36 6 board 84 3/4"	set	414.75
BP217P	1937-39 6 board 85 3/4"	set	330.75
BP217O	1937-39 6 board 85 3/4"	set	414.75
BP218P	1940-45 6 board 85 3/4"	set	330.75
BP218O	1940-45 6 board 85 3/4"	set	414.75
BP193P	1946 7 board 85 3/4"	set	330.75
BP193O	1946 7 board 85 3/4"	set	414.75
BP214P	1937-39 GMC 6 board 89 7/8"	set	341.20
BP214O	1937-39 GMC 6 board 89 7/8"	set	414.75



Extra Long Bed 1 Ton Stepside

Part No.	Description	Type	Price
BP129P	1934-36 6 board 107"	set	357.03
BP129O	1934-36 6 board 107"	set	441.04
BP220P	1937-39 6 board 107"	set	357.03
BP220O	1937-39 6 board 107"	set	441.04
BP221P	1940-45 6 board 107"	set	357.03
BP221O	1940-45 6 board 107"	set	441.04
BP195P	1946 7 board 107"	set	357.03
BP195O	1946 7 board 107"	set	441.04

Suburban and Panel Trucks 1/2 Ton

Part No.	Description	Type	Price
BP509P	1946 7 board	set	330.75
BP509O	1946 7 board	set	414.75

NOTE: Will also fit 1939-41.

STEPSIDE METAL BED STRIPS

All Made in the USA!



Cold Rolled Steel Bed Strips

1-1/2 inches wide as original. Punched strips have exact hole spacings and length. Non punched strips may be slightly longer and need to be trimmed to length.

Part No.	Description	Type	Price
BP114	1/2 ton (non punched) 77-1/8"	each	21.75
BP11689	3/4 ton (non punched) 89"	each	19.35
BP118	1 ton (non punched) 107"	each	75.00
BP1151	1934-36 1/2 ton (punched)	each	16.75
BP1152	1937-39 1/2 ton (punched)	set	83.95
BP1153	1940-46 1/2 ton (punched)	each	16.75
BP11701	1936 3/4 ton (punched) Chevrolet only	each	19.35
BP11702	1937-39 3/4 ton (punched) Chevrolet only	set	71.35
BP12101	1937-39 1/2 ton longbed and 3/4 ton GMC 89-7/8"	set	91.80
BP11703	1940-46 3/4 ton (punched)	each	22.36



Stainless Steel Bed Strips


For that extra touch. Eliminate the possible peeling of chrome plating. Will never rust. Always bright. Replaces the original cold rolled steel perfectly.

Part No.	Description	Type	Price
BP119	1/2 ton (non punched) 77-1/8"	each	25.75
BP12189	3/4 ton (non punched) 89"	each	30.20
BP262	1 ton (non punched) 107"	each	75.60
BP1201	1934-36 1/2 ton (punched)	each	26.60
BP1202	1937-39 1/2 ton (punched)	set	128.02
BP1203	1940-46 1/2 ton (punched)	each	26.60
BP12202	1937-39 3/4 ton (punched) Chevrolet only	set	157.00
BP12012	1937-39 1/2 ton longbed and 3/4 ton GMC 89-7/8"	set	153.35
BP12203	1940-46 3/4 ton (punched)	each	31.40

CALL: 1-800-882-1913



97" Ship Truckline.




Bed Strips for the Custom, Non-Original Truck

When you want a completely smooth "no bolt" look in your bed. These anodized high shine aluminum strips secure the wood planks as well as the originals. Special fasteners slide in the underside groove to the location of original bolts. Uses original grooves in wood planks.

Part No.	Description	Type	Price
BP1225	For short beds, 80 inches with fastener	each	72.45
BP1226	For long beds, 97 inches with fasteners	each	72.45
BP171	Fastener Kit set of 8, (for 1 strip)	set	41.95

NOTE: You cut length to fit.





**STEPSIDE METAL
"CORNER" BED STRIPS**
Made in the USA!



Welds to bed sides and lays over edge of wood bed plank.



BPS0007



BPS0103

Cold Rolled Steel

Part No.	Description	Type	Price
BPSN077	1/2 ton (non punched) 77-1/8"	each	24.15
BPSN089	3/4 ton (non punched) 89"	each	27.80
BPSN0107	1 ton (non punched) 107"	each	31.25
BPS0007	1934-36 Mid (Center curve as original) 1/2 ton (punched)	pair	72.45
BPS0001	1934-36 (straight only) 1/2 ton (punched)	pair	54.35
BPS0002	1937-39 1/2 ton (punched)	pair	54.35
BPS0003	1940-46 1/2 ton (punched)	pair	54.35
BPS0102	1937-39 3/4 ton (punched) Chevrolet only	pair	66.45
BPS0101	1937-39 1/2 ton longbed and 3/4 ton GMC	pair	66.45
BPS0103	1940-46 3/4 ton (punched)	pair	66.45



BPS1009



BPS1103

Stainless Steel

Part No.	Description	Type	Price
BPSN177	1/2 ton (non punched) 77-1/8"	each	37.45
BPSN189	3/4 ton (non punched) 89"	each	43.50
BPSN1107	1 ton (non punched) 107"	each	62.95
BPS1009	1934-36 Mid (Center curve as original) 1/2 ton (punched)	pair	118.70
BPS1001	1934-36 (straight only) 1/2 ton (punched)	pair	108.70
BPS1002	1937-39 1/2 ton (punched)	pair	90.60
BPS1003	1940-46 1/2 ton (punched)	pair	108.70
BPS1102	1937-39 3/4 ton (punched) Chevrolet only	pair	73.00
BPS1101	1937-39 1/2 ton longbed and 3/4 ton GMC	pair	73.00
BPS1103	1940-46 3/4 ton (punched)	pair	73.00

97" Ship Truckline.




Corner Bed Strip Covers, Stainless Steel

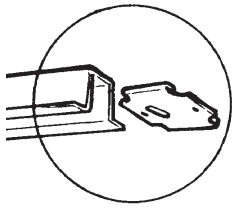
We have the answer for those wanting stainless steel corner angles, but don't like the burn spots from welding them to the bed sides. These are made to fit over your pre-existing steel corners. You maintain the strength of the originals but now have the stainless appearance. Saves body shop expense.

Part No.	Description	Type	Price
BPS1097	77-1/8" (non punched)	pair	74.90
BPS1096	97" (non punched)	pair	86.95

NOTE: This item does not fit well over reproduction corners.



BED CROSS SILLS



Cross Sills, Front and Middle. *Made in the USA!*

Like original. Includes the two pad support plates with each sill. Drill 1/4" holes for bed strips depending on the width of the boards in your bed.

Part No.	Description	Type	Price
BP101	1934-53 Stepside. Shorten on 1934-46 (1/2 and 3/4 ton only)	each	36.25

NOTE: Rubber pads (included in bed block kit) should be placed between sills and frame rails.



Cross Sills, Rear. *Made in the USA!*

Fits below and helps support tailgate weight. Heavy steel for wood floor as original.

Part No.	Description	Type	Price
BP104	1934-39 50 7/8" wide	each	179.55
BP183	1940-46 54 3/4" wide	each	179.55




Cross Sill, 1940-46 GMC Rear. *Made in the USA!*

Used with original metal bed floor on GMC only. Includes the two stamped strips which you weld over the corrugated bed floor end. Limited Production.

Part No.	Description	Type	Price
BP273	1940-46 Metal floor	each	110.00

MISCELLANEOUS BED PARTS



Tailpipe Shields. *Made in the USA!*

A must for that exact restoration. Perfectly replaces the lost or damaged factory metal plate that secures to the underside of bed. Protects bed wood from tailpipe heat damage.

Part No.	Description	Type	Price
BP147	1934-46	each	13.95



Rear Fender Bolts

Secures fender to bedside. Correct pan head design.

Part No.	Description	Type	Price
BP149	1934-72 Phillips head	each	1.55
BP149A	1934-72 Phillips head set of 20	set	26.00
BP148	1941-54 Clutch head as original on most pickups	each	1.75
BP148A	1941-54 Clutch head as original on most pickups set of 20	set	30.20



Clutch Head Drivers

We stock the three clutch head drivers used in these early trucks. This includes the large 5/16" size that fits the above stepside rear fender bolt, BP148.

Part No.	Description	Type	Price
MS313	Clutch head drivers	set	20.95

Jim Carter
 1934-72 TRUCK PARTS
 info@oldchevytrucks.com
 1.800.842.1913
 fax 1.800.262.3749
 1508 East 25th St. S.
 Independence, MO 64055
 Let's talk... Trucks! oldchevytrucks.com

GMC

THE TRUCK OF VALUE



SEE GMC FOR EXTRA VALUE

... for advanced stream-style with exclusive "dual-tone" color design ... for half-ton trucks with either short or long wheelbases and the biggest bodies available ... for either standard or cab-over-engine trucks ranging in capacity to 12 tons ... for "truck-built" trailers ... for improvements and refinements that assure greater economy and improved performance.

QUALITY AT PRICES LOWER
THAN AVERAGE

Time payments through our own Y. M. A. C. Plan at lowest available rates

GENERAL MOTORS TRUCKS & TRAILERS

GENERAL MOTORS TRUCK & COACH
DIVISION OF
YELLOW TRUCK & COACH MANUFACTURING COMPANY, FONTIAC, MICHIGAN

CAB INSULATION KITS



Cab Insulation Kits. *Made in USA!*

Most people love our older GM trucks but some wish for the more quiet riding comfort found in modern vehicles. We have the solution with new "state of the art" truck acoustic technology. Our kits use a multistage, automotive insulation, and dampening system that nicely controls cab noise, metal vibration, and heat.

In about two hours you can install these pre-sized self-adhesive sound damper pads plus the pre-trimmed heat absorber / barrier panels that are custom cut to the size of your trucks interior. Once the headliner, door panels, floor mat, seat cushions and rear metal interior panels are put back in place, no one will see the barrier material, but you will know immediately on the first drive! Instructions include location and labels on each panel. Spray adhesive and sealing tape help complete the improvements.

Part No.	Description	Type	Price
CBK150	1934-46 Cab Insulation	kit	314.95

* **Smaller Kits see Oldchevytrucks.com**



HUSH MAT!

Cab Insulation Sheets by HushMat, Black

Now an inexpensive way to quiet your ride on all early trucks and cars! Eliminates much road noise and vibration plus provides thermal insulation.

Apply to door and roof skin, cab panels, and floors from firewall to rear panel. Virtually no pre-cleaning. One-Step application simply cut, peel, and stick. Approx: .07 inches thick. Bends and forms easily. Cut sheets to the size needed. The black color helps hide it in less dark places.

Part No.	Description	Type	Price
CBK161	10 sheets 12" x 12" (covers 10 sq. ft)	set	136.45
CBK162	20 sheets 12" x 23" (covers 38 sq. ft)	set	367.45



COWL VENT GASKETS

CB219



Cowl Vent Gaskets (Between hood and windshield.)

Part No.	Description	Type	Price
CB219	1934-46	each	7.35
CB108	1934-46 Molded rubber type	each	12.10

CBC200



Cowl Vent Pivot Bolts. *Made in the USA!*

Two per truck. Non-polished stainless steel.

Part No.	Description	Type	Price
CBC199	1934-40 Long shoulder	pair	17.35
CBC200	1941-46 Short shoulder	pair	17.35

CAB WINDLACE



Cab Windlace

Stops cold air from entering cab around door.

Part No.	Description	Type	Price
CB117	1934-40 Black 3/8" bead as original	pair	62.43
CB118	1934-40 Brown 3/8" bead as original	pair	62.43
CB183	1941 Black 1/2" bead as original	pair	38.60
CB166	1942-46 Black 1/2" bead	pair	62.43
CB184	1942-46 Brown 1/2" bead as original	pair	62.43



CAB WINDLACE
Continued



Cab Windlace Vertical Retainer, Metal

Part No.	Description	Type	Price
CB349	1936-46 Fits between dash and floor in front of door	pair	18.90



Lower Cab Windlace (Attaches to floor edge.)

Part No.	Description	Type	Price
CB121	1936-46 Black as original	pair	16.75

GLOVEBOX RELATED



Glovebox Cardboard. *Made in the USA!*

Formed to shape. Chevrolet or GMC. Die stamped and assembled. Felt lined to make it the very best on the market. Show Quality!

Part No.	Description	Type	Price
CB1301	1936-38	each	35.70
CB1302	1939	each	35.70
CB1303	1940-46	each	37.30



Glovebox Screws

Part No.	Description	Type	Price
CB228	For installing glovebox in dash	set	2.40



Glovebox Door Hinge. *Made in the USA!*

Part No.	Description	Type	Price
CB426	1936-38	each	78.70
CB427	1939	each	62.95



Glovebox Lock and Key. *Made in the USA!*

Part No.	Description	Type	Price
CB420	1936-39 Doesn't use a locking cylinder or key, chrome	each	41.95
CB227	1940-53 With lock and key	each	36.25

NOTE: During the 1950's, CB420 was introduced as a less expensive substitute for the original.



Glovebox Latch Hook With Slide

Included in CB227.

Part No.	Description	Type	Price
CB131	1940-53	set	5.25



Glovebox Bumpers

Part No.	Description	Type	Price
CB232	1940-72 Black rubber	set	.95



Glovebox Light

On when door is opened.

Part No.	Description	Type	Price
CB133	Universal type, with socket and pigtail wiring	each	17.80

GAS FILLER NECK GROMMETS



CB149



CB450

Gas Filler Neck Grommets

Surrounds hole in body where gas neck protrudes.

Part No.	Description	Type	Price
CB141	1934-36 Panel and Suburban	each	13.15
CB149	1938-41 and 1946 Pickups and large trucks	each	13.60
CB450	1942-45 These flat leather stamped grommet fits under the four hole metal ring on cab. This was used during the WWII rubber shortages. Made in USA!	each	12.10
CB145	1942-45 Flat rubber fits under ring. Replaces the leather used during WWII. A copy of the CB450	each	6.85

STEERING COLUMN RELATED



Steering Wheel, New

The correct steering wheels for the 1941-46 Chevrolet/GMC trucks! They are just like originals made in black for the 1941-45 or brown for 1946. Other than color they are the same.

Part No.	Description	Type	Price
CB508	1941-45 Black	each	182.70
CB508BN	1946 Brown as per original	each	182.70



COMBO!

Steering Wheel, Combo

When your truck lacks the total steering wheel and horn parts, We can help. This package includes the steering wheel, three prong horn button retainer, horn button, horn button retainer bumper, horn button coil spring, and retaining nut.

Part No.	Description	Type	Price
CB519	1941-45 Combo with black steering wheel	each	233.75
CB518	1946 Combo with brown steering wheel	each	240.35



Steering Wheel Retaining Nut

Part No.	Description	Type	Price
CB204	1936-46	each	.80

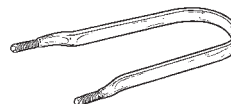
NOTE: Included in Combo above.



Steering Column Clamp Rubber Bushing

Fits around mast jacket.

Part No.	Description	Type	Price
CB162	1934-46	each	2.05



CB166



Steering Column Metal U-Clamp

Threaded ends. Secures column to underside of dash.

Part No.	Description	Type	Price
CBS165	1936-40	each	27.50
CBS166	1941-46	each	29.50



STEERING COLUMN RELATED Continued



Horn Button Assemblies, Metal Button


Part No.	Description	Type	Price
EL119	1929-40 With rubber retainer and securing "S" wire	set	31.00
EL204	1941-46 With threaded stud, base plate, and securing wire spring.	set	31.00



Horn Bracket

Secures original horn to intake manifold. Not used with add-on oil filter.

Part No.	Description	Type	Price
EL336	1937-52	each	20.50



Horn Button Retainer

The die cast three fingers extends through the steering wheel hub and holds the horn button EL204 in place. Included in Combo on previous page.

Part No.	Description	Type	Price
EL422	1941-46 Chevy/GMC	each	31.45



Horn Button Cup, Metal

Fits in center of steering wheel and holds horn components. Mirror polished stainless outer edge and zinc plated steel lower cap just like original.

Part No.	Description	Type	Price
EL200	1931-40	each	20.95



Horn Button Retainer Bumper

Fits below steering wheel. 2 1/4" diameter rubber. Included in Combo on previous page.

Part No.	Description	Type	Price
EL423	1941-46	each	4.15



Horn Button Coil Spring

Keeps pressure on horn button. Touches top of steering wheel. 1 1/8" diameter. Included in Combo on previous page.

Part No.	Description	Type	Price
EL201	1941-46	each	3.72



EL107



EL155

Steering Mast Bearing, Upper

Fits at top of steering column below steering wheel. Includes the insulated wire that goes through the mast jacket to harness.

Part No.	Description	Type	Price
EL107	1931-40 correct bushing (Made in the USA)	each	68.20
EL155	1941-46 correct bearing	each	39.50

NOTE: Other Steering Parts Available in Mechanical Section.



CAB MOUNT ITEMS

All made in the USA.



Cab Mount Kits

"Complete" with specialized bushings, washers, bolts, springs, cylinders, pads and wood blocks.

Part No.	Description	Type	Price
CBK153	1931-36 High cab (special custom made exact parts)	kit	157.45
CBK154	1936-38 Low cab (special custom made exact parts)	kit	157.45
CB205	1939-46 Pickup and Large Trucks	kit	80.35
CBK155	1939-46 Panel and Suburban	kit	67.75

NOTE: Blocks not used in CBK155.



Wood Blocks, Floor Rail

Connects cowl assembly to cab side rails at floor. Shaped and drilled as original. Includes two blocks with the proper six tapered machine bolts.

Part No.	Description	Type	Price
CB206	1934-46	kit	21..95



Wood Blocks, Cab Mount

Fits under cab. Included in Cab Kits above.

Part No.	Description	Type	Price
CB247	1936-46 (included in CB205)	pair	10.45



Wood Support Seat Blocks

For optional Panel Truck Right Side Seat.

Part No.	Description	Type	Price
FL404	1934-38	pair	32.05

MISCELLANEOUS CAB ITEMS



Clutch Head Screws

Black interior screws. Approximately 100 items.

Part No.	Description	Type	Price
CB101	1934-46 Chevrolet	set	26.20




Header Panel. *Made in the USA!*

Fits above windshield in cab interior and has holes for left and right windshield wiper motor plates. Touches front edge of headliner board.

Part No.	Description	Type	Price
CBH151	1936-38 Fiberglass	each	194.20



CBH160



CBH159


Header Panel Wiper Cover Plate. *Made in the USA!*

These wiper motor access plates nicely replace those that are often rusted out or missing. Attach to CBH151, CBH155 or your original metal panel.

Part No.	Description	Type	Price
CBH159	1939-46 Cover plate, left or right (no indentation), "metal"	each	26.20
CBH160	1936-38	each	7.90
CBH161	1936-38 "metal" right	each	7.90



MISCELLANEOUS CAB ITEMS Continued



Seat Cushion Rails

Secures bottom cushion. Attaches above gas tank on seat riser. Two have small pins to secure seat cushion.

Part No.	Description	Type	Price
CBS304	1939-46 Set of 4	set	41.50



Seat Bumpers

Protects rear of cab from upper seat frame.

Part No.	Description	Type	Price
CBS309	1936-46	pair	4.75



Dash Trim

These three horizontal strips are usually rusted beyond repair. Now show quality. Even includes the nine twist clips to secure them to the slots in your dash. Sold in a set of 3 strips. **Installs easily.**

Part No.	Description	Type	Price
CB635	1940-46 Chrome	each	88.75



Dash Twist Trim Clips

Secures the horizontal dash trim. Included in CB635.

Part No.	Description	Type	Price
TRC116	1940-46 (Included in Trim Set CB635)	each	2.20



Dash Attaching Screws

Wide head, single slot. Two on each side of dash to secure it to the truck.

Part No.	Description	Type	Price
CB620	1936-38 Set of 4	set	6.05

Featured Truck of the Month - October 2021



1946 GMC 1/2 ton
Jason Davis
Kansas City, Kansas

Truck users buy more **CHEVROLET TRUCKS** than any other make



Buy Wisely—Buy Chevrolets

The combined experience of truck buyers in all parts of the nation points irresistibly to the following plain, practical, hard-headed fact:

It pays in all ways to buy Chevrolets!

Large and small truck users alike buy more Chevrolet trucks than any other make because they *know* that Chevrolets stand up better and last longer than does any other truck offering anything like Chevrolet savings in purchase price, operation and upkeep.

And the rewards of buying Chevrolet trucks

are even greater today than in any previous year.

Vitally important improvements in the Chevrolet line for 1940 have added still further to the strength of Chevrolet construction, to the efficiency of Chevrolet Valve-in-Head six-cylinder performance, and to the all-round economy of Chevrolet ownership.

Why gamble on your truck purchase? Buy the *proved* leader! Buy Chevrolet trucks—"The Thrift-Carriers for the Nation"—best haulers, best savers, best sellers in the entire truck field!

CHEVROLET MOTOR DIVISION, General Motors Sales Corporation, DETROIT, MICHIGAN

Best Haulers . . Best Savers . . Best Sellers



SALES AND SERVICE DECALS



Decals, Sales and Service Sign

Use on windows, your own signs, etc. Weatherproof vinyl approximately 11-3/4" diameter. Just like once displayed in dealerships.

Part No.	Description	Type	Price
DE101	Chevrolet	each	20.95
DE102	GMC	each	20.95



Decals, Miniature Service Sign

Weatherproof vinyl approximately 3" diameter. One of each - Chevrolet and GMC. Use on windows, your own signs, etc. A miniature of DE101 and DE102 above.

Part No.	Description	Type	Price
DE103	Miniature decals	set	4.15



CHEVROLET AND GMC ALL PURPOSE DECALS

Weatherproof vinyl.

DE104 CHEVROLET



DE105

Chevrolet Block Letters

Approximately 1" x 8-1/4".

Part No.	Description	Type	Price
DE104	Black decals	each	4.15
DE105	Red decals	each	4.75



GMC Famous Script

Approximately 2" x 7-3/4". Also fits 1947-55 hubcaps.

Part No.	Description	Type	Price
DE106	Red decals	each	6.25
DE107	White decals	each	4.15
DE108	Black decals	each	3.45

GRILLE DECALS

Fits the letters and horizontal line indentions on the factory grilles. No need to hand paint your grille. Waterless stick-on type.



Chevrolet

DE234

DE236

Part No.	Description	Type	Price
DE236	1939 Red letters and strips (upper grille bar)	set	15.25
DE234	1940 Red letters and strips (upper grille bar)	set	15.25
DE235	1941-46 Red letters and strips (upper grille housing)	set	15.25



Manufactured for Jim Carter Truck Parts

TAILGATE DECALS

Weatherproof decals in exact size and shape as letters on stamped tailgates. Also fits well on non-emblem plain tailgates. 3" x 24" long.



Chevrolet



Chevrolet

DE116

DE117

Part No.	Description	Type	Price
DE116	1939-40 Black rolling script	each	15.70
DE117	1939-40 White rolling script	each	15.70
DE118	1939-40 Chrome rolling script	each	15.70



GMC



DE127

DE128

GMC

Part No.	Description	Type	Price
DE127	1936-46 Black rolling script (does not include oval)	each	23.65
DE128	1936-46 White rolling script (does not include oval)	each	7.35

MISCELLANEOUS FACTORY ORIGINAL DECALS

For the perfectionist wanting his truck very authentic, we have reproduced the following decals for mechanical items. They are exact! Made from factory original samples. All are waterless Mylar material.

DE201



DE202



Decals, Air Cleaner *Made in the USA!*

Part No.	Description	Type	Price
DE201	1934-39 Chevrolet (white)	each	5.20
DE202	1940-46 Chevrolet or GMC (oil wetted), (red-orange)	each	3.95

CALL: 1-800-882-1913



Decals, Oil Filter

Exact colored waterless decals plus cartridge restoration instructions. The six cylinder cartridge housing is secured to intake manifold with two U-bolts.



Fram Type - For use on the more popular aftermarket six cylinder oil filter assembly. Beautiful 4-color waterless decals to perfectly detail the filter unit. Includes the three decals.

Part No.	Description	Type	Price
DE216	All years	each	8.35

NOTE: Fram uses a corrugated cone bottom.



AC Type - Exact as used on the filter assembly installed by General Motors dealers on trucks. Exact two color, waterless decal. Attaches to lid and canister.

Part No.	Description	Type	Price
DE217	1936-53 Six cylinder	each	4.10

NOTE: AC uses a smooth cone bottom



Decal, Rear Axle

2"X4"

Part No.	Description	Type	Price
DE228	1934-46 2-speed rear axle decal. Attaches to dash	each	8.35

See Speedometer and Gauge Section for these decals.

www.oldchevytrucks.com

1937 Chevrolet 1/2 Ton Pickup

Feature Truck of the
Month
for December 2023

Owner: Janna
Chevalier of
Bellingham,
Washington.



The pickup was restored to be as much as in 1937 as possible. It even has the rare correct accessory front bumper guards! The only change we noted different was the chrome 1940 bumpers.



DOOR COMPONENTS



Door Hinge Half

We have made the wearing part of the 1934-38 door hinge. This turns on the hinge pin. Attaches to door post on cab. The attaching holes can be easily modified to fit the 1934-36 high-cab. Includes correct door pin DP112. Left or Right

Part No.	Description	Type	Price
DPH119	1934-38 upper and lower.	each	33.10



Door Hinges

We have produced authentic door hinges for the 1939-46 cabs. Most originals are worn or rusted beyond repair and after 60 years the bolts are ruined when removed. These will exactly replace your damaged hinges. Includes mounting bolts and hinge pins. (Reverse the hinge pin to make them right or left.

Part No.	Description	Type	Price
DPH120	1939-46 upper	each	47.20
DPH121	1939-46 lower	each	48.25

NOTE: These hinges can be made to fit the rear door on 1939-46 Panels and Suburbans. The inner hinge plate must be lengthened on DPH120 and DPH121 a 1/2", 3 holes filled, and redrilled for four holes.



Door Hinges, Panel and Suburban (Rear)

The upper and lower, right and left are all the same. We have them in stock with pin and fasteners (Reverse the pin to use them on left or right.)

Part No.	Description	Type	Price
DPH121	1936-38 Panel/Suburban complete rear door hinge	each	48.25



Door Hinge Pin Remover

This drop forged tool with three graduating hardened push pins will push your old hinge pins up and out of the hinge. As the bolt is screwed in, it will push the dowel and the old pin out. Three different length push pins are used to remove pins. Start with the short pin and work your way up to the long pin.

Part No.	Description	Type	Price
DPH107	1934-46	each	44.50

NOTE: 50% off DPH107, cost is refundable with a gift certificate towards parts!



Door Hinge Screws

When you want to use your original hinges these bolts should be of interest.

Part No.	Description	Type	Price
DPH112	1934-36 Door side of hinge. Oval head, "Standard threads" and hex nuts, 3/4" long	each	1.55
DPH113	1934-36 Cab post side of hinge. 1 3/4" long. Nuts included which anchor to vertical door post wood.	each	1.55
DPH114	1937-38 Cab post side of hinge.	each	6.25
DPH125	1939-46 Door side of hinge. "Standard threads"	each	1.55
DPH123	1939-46 Cab post side of hinge. "fine threads"	each	2.65
DPH124	1939-46 Panel and Suburban. Side by side rear door hinge bolts. Longer than side door, "fine threads"	each	1.80



SM308L



SMD146L

Door Patch Panels. *Handmade in the USA!*

These hand rolled and formed panels nicely replace your rusted out door skins. Includes the three right angle edges to bend over your door frame. The shorter panel will repair the spotted rust on the door bottom edge if all else is good. Professional installation recommended to insure a perfect final appearance!

Part No.	Description	Type	Price
SMD146L	1936-38 left, approx: 6" high	each	59.75
SMD146R	1936-38 right, approx: 6" high	each	59.75
SMD147L	1939-46 left, approx: 6" high	each	57.75
SMD147R	1939-46 right, approx: 6" high	each	57.75
SM308L	1936-38 Left, extends to under door trim belt	each	131.25
SM308R	1936-38 Right, extends to under door trim belt	each	131.25
SM309L	1939-46 Left, extends to under door trim belt	each	136.25
SM309R	1939-46 Right, extends to under door trim belt	each	136.25

NOTE: Welding panels without warpage is difficult for an amateur!

Surprise! Our new door bottom panels are on page 152.



DPH105

DPH101



DPH118

Door Handles

Finally after 50 years these are available. Identical to the original GM handles. Show quality!

Outside, Non-locking style

Part No.	Description	Type	Price
DPH117	1934-38 Chrome as original	each	41.95
DPH105	1939-46 Chrome as original	each	41.95
DPH105NC	1939-46 Non-chrome	each	33.55

Inside

Part No.	Description	Type	Price
DPH118	1934-38 Chrome slider threaded knob. Like GM made them!	each	40.45
DPH101	1939-40 Chrome as original, small end. (Different than 1941-46)	each	40.45
DPH100	1941-46 Chrome as original, large end	each	40.45



Door Handle Lock and Key

Fits below handle on right door. Just like GM! Includes gasket.

Part No.	Description	Type	Price
DP469	1942-46 includes 2 keys	each	74.25



Door Lock Slider Clip

Holds DP469 in place on Right door. GM quality. Made in USA.

Part No.	Description	Type	Price
DP259	1942-46	each	16.55



Door Handle Ferrules

Includes high shine stainless ring and rubber seal.

Part No.	Description	Type	Price
DP110	1929-37 With inside rubber seal	each	11.50
DP111	1938-46 With outside rubber seal	each	9.35



Door Handle Ferrule Tool

Critical for installation of the above ferrules.

Part No.	Description	Type	Price
DP102	1929-46	each	52.00

NOTE: 50% off DP102 cost is refundable with a gift certificate toward parts when you return it!



Door Handle Retaining Screw as Original, Correct "Fillister" Headsize

Part No.	Description	Type	Price
WIB204	1939-46 Door handle and 1936-38 windshield handle 3/4"	each	4.10
DPH103	1936-46 Secures outside door handle. (plus spacer)	each	5.00



Door Handle "Anti-droop" Spring.

Made in the USA!

Fits in latch. Helps keep exterior door handle in horizontal position.

Part No.	Description	Type	Price
DP146L	1939-46 left	each	5.20
DP146R	1939-46 right	each	5.20



Door Weather Seal - Panel and Suburban

Black sponge rubber. Fits around door edge. The best available. Glues in place.

Part No.	Description	Type	Price
DP136	1936-66 Panel and Suburban, rear doors	pair	36.25



Door Rubber Seal Adhesive

Quality 3M special black glue, not yellow.

Part No.	Description	Type	Price
DP120	Door adhesive	each	17.95

No paint to chip.



Door Striker Plate. Left or Right.

Part No.	Description	Type	Price
DP126	1936-46 Stainless Steel	each	35.65
DPD103	1936-46 Steel	each	26.95



Door Handle Inside Repair Springs

Part No.	Description	Type	Price
DPH106	1939-46 behind door panel. Returns it to correct position	pair	12.10



DPD107, (6 1/2" long)



DP131

Door Checks or Stops

Part No.	Description	Type	Price
DPD107	1934-36 Leather strap with both metal brackets	each	20.50
DP131	1937-38 Spring steel bracket with pin and rubber	each	27.25
DP137	1939-46 Spring steel bracket with pin and rubber	each	27.25



Door Check Bracket. *Made in the USA!*

Part No.	Description	Type	Price
DPD108	1939-46 Welds to door interior. Attaches to DP137	each	19.45



Door Bumpers, Rubber

Part No.	Description	Type	Price
DP808	1934-46 Exact duplicates. 8 Pieces. (For both doors) 4 of each type per door.	set	20.95

NOTE: Round secures to front door post. Rectangular pressed into receiver brackets on rear of door.



Door Dovetail Bumper Stops

Includes the 2 rubber bumpers and the 2 metal shoes. The more important part of keeping your door secure when it is in the closed position. Just like original. The metal takes the wear!

Part No.	Description	Type	Price
DPD109	1933-46 Fits in one door post. 2 pair required per truck	pair	25.75



Door Dovetail Wedge Plate

These are exact as original. Holds door correctly in place on the rear of post on door. Just like the originals. Works best with DPD109 above.

Part No.	Description	Type	Price
DPD106	1934-46 Spot weld on the door	each	15.70



Door Dovetail Casing

Secures to the cab post and receives DPD106 door dove tail, above. Right or left.

Part No.	Description	Type	Price
DP810	1932-36 High Cab	each	14.20



DP135



DP112

Door Hinge Pins

Part No.	Description	Type	Price
DP112	1934-46 2-5/8" long. Also used for 1939-46 hinges without mirror arm	each	3.10
DP135	1939-46 3" long. Used with mirror arm	each	3.70



Door Rubber Hinge Seals, Rear

Panel and Suburban with side by side rear doors. Keeps water out of rear door interior.

Part No.	Description	Type	Price
DP430	1936-46 (4 per set)	set	19.50



Door Lock Knobs

Small chrome T-handle for inside of left door.

Part No.	Description	Type	Price
DP129	1934-40 3/16" Square hole	each	13.60
DP138	1941-46 1/4" Square hole	each	13.60



Door Lock Gasket

Part No.	Description	Type	Price
DP176	1942-51 (Included with door lock DP469)	each	1.35



DP264 and DP265 are similar except length



DPD120

Door Latch Connecting Link. *Made in the USA!*

The metal link inside door. Connects latch to inside handle.

Part No.	Description	Type	Price
DP264	1934-36 High cab, With threaded hole, 13" long hole	each	35.20
DP265	1936-38 Low cab, With threaded hole, 11 11/16" long	each	35.20
DPD120	1939-46 (11 1/2" long)	each	11.45

Featured Truck of the Month - April 2017



1937 Chevrolet Panel Truck
Burt & Lu Fulmore
Nova Scotia, Canada

Sec. 362, P. L. & B.

U. S. POSTAGE
PAID
Detroit, Mich.
Permit No. 81



A GREAT
"AD"vantage

B. NUSSBAUM

*Sent by mail to potential buyers in 1940.
Many quality drawings are displayed in this fold-out.
True direct mailing!*

SWITCHES



Dash and Courtesy Light Switch

Finally after 60 years! We are making an exact copy of the original 3 position slide switch in limited quantities for under the dash. Just like GM made them. The receiving three holes are under the dash of all 1940-46 Chevrolet/GMC trucks. Operates the map and dash cluster lights. 6 or 12 volts.

Part No.	Description	Type	Price
EL157	1940-46 Under dash, light switch.	each	33.10



Dimmer Switch

Fits below floor at left of clutch pedal.

Part No.	Description	Type	Price
EL101	1936-54	each	16.75



EL1491

Headlight Switch With Rheostat Control

Good replacement. Disregard the rheostat on this unit as originally they were not used. The unused rheostat is not visible behind dash panel. EL157 above operates dash lights.

Part No.	Description	Type	Price
EL104	1936-46 6 volt	each	20.50
EL1491	1936-46 12 volt	each	26.20



Heater Blower Switches

Secures under dash with included mounting bracket. Rheostat type with light. Accessory for heater.

Part No.	Description	Type	Price
EL117	6 volt	each	22.35
EL118	12 volt	each	18.85



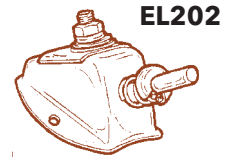
1937-52 Rear Panel Truck/Suburban Door Taillight Switch

Now! For the first time in 50 years, we have the two parts of the tail light switch. When the left "barn door" is open, this switch turns off the tail light! The factory indentation is in the lower door edge and door body post. You now can install this real spring loaded switch assembly just like GM made them. Show quality.

Part No.	Description	Type	Price
EL409	1937-52	each	73.00



EL102



EL202

Starter Switches

For six cylinders with foot operated linkage.

Part No.	Description	Type	Price
EL202	1934-37 (Limited quantities)	each	29.90
EL102	1938-54	each	15.50



EL216



EL217

Starter Solenoid

Attaches to top of a Powerglide starter when using a car "push button on dash" system.

Part No.	Description	Type	Price
EL216	6 volt	each	62.75
EL217	12 volt	each	26.80



SWITCHES Continued



EL106



EL152

Stoplight Switches

With screw on terminals. Check your master cylinder for the type you need.

Part No.	Description	Type	Price
EL152	1936-42 Hydraulic type (threads into master cylinder)	each	19.95
EL106	1936-55 Mechanical type (attaches to toeboard)	each	15.70

COILS

EL143



EL142

Ignition Coils

When you don't require the original type in the 1940's.

Part No.	Description	Type	Price
EL143	6 volt	each	29.95
EL142	12 volt	each	23.05



Ignition Coils, Resistor

This item is a traditional round 12 volt coil with a built-in reducer. Eliminates the need for outside reducer EL181 that protects the ignition points when changing to a 12 volt system. Includes mounting bracket.

Part No.	Description	Type	Price
EL158	1955-72 Resistor ignition coil	each	50.15

NOTE: Ignition points must be protected by a resistor if you use 12 volts. (Points only operate on 6 volts.)

NOTE: Ignition parts in "Engine Electrical"

VOLTAGE REGULATORS AND CUT-OUTS, ETC.



Regulators for Generator. *Made in the USA!*

Attaches to firewall, as original.

Part No.	Description	Type	Price
EL140	1940-55 Chevrolet 6 volt, negative ground	each	131.80
EL141	1939-55 GMC 6 volt, positive ground	each	131.80
EL159	1955-62 All, 12 volt, negative ground	each	83.75



Generator Cut-out, Universal

Prior to voltage regulators cut-outs were used. Attaches to top of generator. Not same appearance. Generator not included. New "solid state" cut-out. No hidden points. Operates just right.

Part No.	Description	Type	Price
EL139	1929-39	each	43.05

* Original generator for this cut-out is REME733. Page 110.



Generator Cut-Out Repair Kit

If you are fortunate to have the original rectangular Delco-Remy cut-out, we can help you make it work better than new. We provide high-tech diode and instructions. This new addition is hidden inside your Delco-Remy cut-out.

Part No.	Description	Type	Price
EL136	1929-39	each	16.30

VOLTAGE REDUCERS

Drops 12 volt current to 6 volt. Place in line to 6 volt accessories if you convert to a 12 volt system.



Part No.	Description	Type	Price
EL181	Medium duty, keeps the necessary 6 volt current to ignition points	each	16.75
EL135	Heavy duty, for accessories such as radio or heater	each	25.15
EL311	Light duty, for gas gauge, Runtz	each	28.75

NOTE: The one amp "Runtz" voltage reducer (EL311) gives exact readings by otherwise good gauges. Negative ground only.

VOLTAGE BOOSTER - 6 to 12 Volts

Will operate 12 volt negative ground accessories from 6 or 8 volt negative ground electrical systems. This booster is very small (3-1/2" x 2-1/8" x 1-5/8") and is easily mounted under dash. It can continuously supply about 1-3/4 amps, which is adequate for small stereos, CB radios, cellular phone chargers, etc. One year warranty.

NOTE: Will not work with GMC positive ground systems.



Part No.	Description	Type	Price
EL219	Voltage booster for 6 volt systems	each	104.50



MISCELLANEOUS ELECTRICAL ITEMS



Ground Straps

***(Six Volt Vehicles need two ground straps)**

Open braided flat strands as original. Plated to resist corrosion!

Part No.	Description	Type	Price
EL146	1934-55 1st Engine to frame (12")	each	11.05
EL113	1934-55 1st Battery to frame (14")	each	23.10



*Battery Cable, (27 1/4")

These are the heavier gauge battery to starter style. Necessary for 6 volt systems. We have EL114 covered with an original cloth braiding so they are show quality.

Part No.	Description	Type	Price
EL114	1934-46 Original style, cloth covered	each	65.55
EL427	1934-46 Vinyl covered replacement	each	19.45

***IMPORTANT:** The 6 volt system must have much more grounding than a 12 volt. On Chevrolet for example, two ground cables and one oversize positive cable are required!



MISCELLANEOUS ELECTRICAL ITEMS Continued



Battery Positive Cable Clip. Made in the USA!

Secures (EL114 and EL427) Chevrolet "battery to starter switch cable" to frame rail.

Part No.	Description	Type	Price
EL407	1941-54	each	4.15



Battery Ground Cable Clip. Made in the USA!

Holds original woven braided cable away from starter rod coil spring. Attaches to bell housing top bolt.


Part No.	Description	Type	Price
EL425	1941-53	each	8.95




Horn Wire Conduit. Made in the USA!

This galvanized metal 7/16" loom with ends protects the two wires where they leave the two horn electric contacts and reach to steering column wire. See photo below.

Part No.	Description	Type	Price
EL418	1934-36 Chevrolet 207 engine horn loom with wire connectors to attach to the 2 wires that exit this loom. Includes metal clip to secure conduit to engine.	kit	20.95



1934-36 Chevy Conduit



1937-38 Chevy Conduit

Part No.	Description	Type	Price
EL418	1937-38 Chevrolet 216 engine. Connect horn loom with wire connectors to attach to the 2 wires that exit the loom and clip EL419 to horn leg.	kit	20.95
EL419	Wireloom clip attaches to water pump. 1937-38	each	3.70



Terminal Blocks

Fits on each inner fender. Connects headlight wires to main harness.

Part No.	Description	Type	Price
EL137	1937-53 Two 3 position blocks	pair	23.90



EL130

Spark Plug Wires (Includes coil wire)

These are "custom made" with proper ends and lengths for each type engine. Select these wire sets when you expect the best on the market. They are not just "get by" universal wire sets. (The inside has a carbon core to protect a radio from ignition noise.) Chevrolet and GMC.

Part No.	Description	Type	Price
EL130	1934-53 Black wires with correct open metal ends and two rubber rings (can also be used on 235 engines)	set	28.30
ELW540	1954-62 Black wires with covered metal ends	set	23.05
ELW542	1937-62 Replacement wires for HEI System (see HIGH PERFORMANCE section)	set	49.10

NOTE: See High Performance Section for HEI Distributor.
NOTE: The set EL130 and ELW540 can be interchanged between 216, 235, and GMC six cylinder engines.

IMPORTANT: The open metal ends on EL130 are correct. The early rubber could not withstand years of high temperature from the engine head and spark plugs.

DON'T TOUCH WHEN ENGINE IS RUNNING!
 You will always remember to not do it again!

www.oldchevytrucks.com



Rubber Rings for Spark Plug Wires

Part No.	Description	Type	Price
EL147	For holding three spark plug wires as original, included in EL130 and ELW540	pair	2.05



Firewall Wiring Loom Grommet

Protects main wiring loom as it passes through sheet metal firewall.

Part No.	Description	Type	Price
FP129	1936-59	each	3.95



Taillight Wiring Grommet

Fits in the frame rail hole near taillight to protect wiring loom.

Part No.	Description	Type	Price
LG1061	1940-72	pair	3.70

WIRING HARNESSES



Cotton Covered.

For the most popular harnesses we can provide original appearing cotton covered wires. These look just like the originals 70 years ago. Separates the men from the boys in shows.

Part No.	Description	Type	Price
ELW102	36 Only. Chevrolet for updated voltage regulator	each	863.02
ELW104	1934-38 Chevrolet for generator cutout, w/o voltage regulator	each	863.02
ELW108	40 Only. Chevrolet for voltage regulator	each	863.02
ELW109	146 Chevrolet for voltage reg. on firewall Made in USA!	each	1181.25
ELW109G	1941-46 GMC Made in USA!	each	1181.25

NOTE: ELW104 harness is for the truck with a correct voltage cutout on the generator. No voltage regulator.

CALL: 1-800-882-1913



Wire, Cotton Braided *Made in the USA!*

Use for replacing sections of your original harness. (Sold per foot.)

Part No.	Description	Type	Price
EL18014	14 gauge cotton braided covering as original	foot	1.55



PVC. *Made in the USA!*

A complete quality wiring harness using the modern PVC coated copper wire. Made in USA! These are close to original harness, however some modifications may be required to fit your truck (for example: length of wire because of bed length or connector changes). These changes are not complicated and are easily modified with the harness installed in the truck.

Part No.	Description	Type	Price
ELW3439	1934-39 Chevrolet and GMC with generator cutout	each	312.90
ELW4046	1940-46 Chevrolet and GMC with voltage regulator	each	312.90

NOTE: If your 1934-39 truck has been converted to a voltage regulator (instead of the generator cutout) the ELW4046 is more appropriate.




For Trucks With Alternators. *Made in the USA!*

Part No.	Description	Type	Price
EL128	1934-39 Chevrolet and GMC	each	339.50
EL168	1940-46 Chevrolet and GMC	each	339.50

www.oldchevytrucks.com



WIRING HARNESSES Continued



Wiring Harness Diagrams

Part No.	Description	Type	Price
ELW46	1942-46	each	10.45



Wiring Harness Clips

Part No.	Description	Type	Price
EL175	Fits all years	each	2.05

ALTERNATOR CONVERSION

Made in the USA!

For those wanting the more modern alternator. This part adapts to our Type #2 wiring harness with generator to an alternator. Will also work with your original generator harness.



Part No.	Description	Type	Price
ELW122	1934-62 Alternator conversion harness	each	56.50

TURN SIGNAL KITS

Made in the USA!

These kits are designed to fit behind the dash out of sight and do not clamp on steering column. Only a toggle switch lever is seen below dash. A beep-beep from behind dash indicates that the signal is flashing. This keeps a more original dash appearance, and still allows for this convenient accessory. Includes wiring, double filament sockets, switches, flasher, and instructions. This system fits inside original taillight but is independent from the stoplight bulbs! This kit can be made to operate original park lights or custom lights. Top quality!

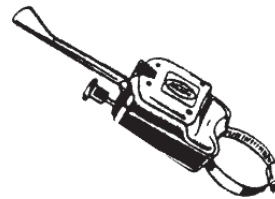


EL1316



EL13112

Part No.	Description	Type	Price
EL1316	6 volt	set	92.75
EL13112	12 volt	set	92.75



Turn Signal Lever Assembly


Clamps on steering column. For those expecting a visible lever at the side of steering column.

Part No.	Description	Type	Price
EL13312	Seven wires	each	36.35



Turn Signal Flashers

Part No.	Description	Type	Price
EL1762	6 volt, 2 prong	each	10.20
EL1763	6 volt, 3 prong	each	10.20
EL1772	12 volt, 2 prong	each	10.20
EL1773	12 volt, 3 prong	each	10.20



LIGHT DELIVERY PICK-UP

All-steel cab, fully streamlined. . . . Easy-loading body of steel, treated to prevent rust-
ing. . . . Wood floor with steel skid strips. . . . Shock absorbers regular equipment. . . .
Speedy, economical and efficient vehicle for a wide variety of uses. . . . Capacity, one-half
ton. . . . Wheelbase, 113 $\frac{1}{2}$ inches. . . . For Pick-up body construction, see pages 28 and 29.



FLOOR MATS



High Quality Molded Rubber Floor Mat

Made with our own new tooling. You will like this mat!

Part No.	Description	Type	Price
FL101	1941-46 3 and 4-speed	each	120.75

NOTE: Our mat has perforations on the back side to help make openings for pedals and shift lever. If it is for a non-original truck, the mat can remain without holes.



Floor Mat Rubber Material

Cut your own shape to make an excellent pebble grain rubber mat. Good if your year is not reproduced. Simply make a paper pattern and cut this shape on the mat material. Enough material for one cab floor. 36" x 63".

Part No.	Description	Type	Price
FL147	Per truck.	each	72.45



Floor Mat Felt Pad

Helps reduce engine heat and road noise in cab. Fits under floor mats. Not originally on trucks but a nice extra.

Part No.	Description	Type	Price
FL107	1934-55 1st 36" x 54"	each	19.95

NOTE: Not good if water leaks.

ACCELERATOR PEDALS, ETC.



Accelerator Pedals

Part No.	Description	Type	Price
*FL460	1934-1937. Rod to carburetor swing bracket, includes foot button (17 1/2" long), for metal floor cab. Also works well with wood toe board.	each	25.75
FL112	1938-40 1/2 and 3/4 ton (can fit 1941-42)	each	23.80
FL130	1943-46 1/2, 3/4, 1, 1-1/2, and 2 ton. Not the all metal WWII type with attaching pin	each	30.40

***NOTE:** The FL460 will need very slight bend to exactly form rod to your floor.

FL462



FL109



FL111



Accelerator Floor Board Grommet

Protects metal horizontal accelerator rod as it passes through floor.

Part No.	Description	Type	Price
FL462	High cab 1934-36 Brass. Screws into hole in wood floor	each	28.35
FL109	Low cab 1936-40 Rubber over metal	each	31.45
FL111	1941-59 Felt floor seal fits in factory metal floor pocket.	each	3.95



info@oldchevytrucks.com
1.800.842.1913
 fax 1.800.262.3749
 1508 East 23rd St. S.
 Independence, MO 64055

Let's talk... Trucks!

oldchevytrucks.com



FL155

Brake and Clutch Floor Seals

Part No.	Description	Type	Price
FL155	1941-46 Seals steering column, brake and clutch at floor on toeboard. Slots for attaching.	each	7.90

STEERING COLUMN SEAL



Steering Column Hard Rubber Floor Seal

Seals air leaks around column at floor.

Part No.	Description	Type	Price
FL151	1934-46 3 and 4-speed	each	11.05

BATTERY RELATED



FL160

Battery Floor Hole Covers. Made in the USA!

Removable metal plate in floor, when servicing battery.

Part No.	Description	Type	Price
FL160	1936-38 (4 3/8" x 7 3/4")	each	23.65
FL149	1939-46 (4 3/8" x 10 5/8")	each	24.70



Note the extra horizontal metal plate to protect the battery from front wheels throwing water and debris.

Battery Tray Assembly. Made in the USA!

Part No.	Description	Type	Price
FL185	1937-46 With sides and the 2 long carriage bolts that squeeze the battery.	each	85.95

CALL: 1-800-882-1913



PARK BRAKE BOOT AND FOAM COLLAR



Park Brake Foam Collar

Fits between brake lever base and floor plate to stop air leaks, 1934-47. Also larger trucks, 1948 and newer having vertical hand pull lever.

Part No.	Description	Type	Price
FL138	1934-59	each	8.35



Park Brake Boot

Boots were not originally used by GM on early trucks, however, this is a nice extra.

Part No.	Description	Type	Price
FL164	1934-59	each	10.45

FLOORBOARD SECTIONS - WOOD

FL198



Floorboard and Toeboard. Made in the USA!

Plywood as original including proper holes, cuts, tapers, and thickness. **BONUS:** Also installed - brass U.S. made bushing in toeboard to protect wood from accelerator rod. Made in our shop!

Part No.	Description	Type	Price
FL198	1934-35 Floorboard, 3 speed High cab, square corners	each	78.25
FL199	1934-36 Toeboard High cab	each	78.25
FL197	1936 Floorboard, 3 speed Low cab, rounded corners	each	78.25

NOTE: At printing time, we had the pattern for a 3 speed transmission only. You must enlarge the shift hole if your truck has a 4 speed.

Floorboard and Toeboard Screw Set

Part No.	Description	Type	Price
FL145	1939-46	set	8.35

www.oldchevytrucks.com



FLOORBOARD SECTIONS - METAL



FL305

Floorboard and Toeboard Sections.

Made in the USA!

New on the market! Original gauge metal. Fits just right. Saves so much metal repair.

Part No.	Description	Type	Price
FL301	1936-38 3-speed transmission, floorboard	each	223.75
FL302	1936-38 4-speed transmission, floorboard	each	223.75
FL303	1939-40 3-speed transmission, floorboard	each	223.75
FL304	1939-40 4-speed transmission, floorboard	each	183.75
FL305	1941-46 3-speed transmission, floorboard	each	223.75
FL306	1941-46 4-speed transmission, 1/2 ton, floorboard	each	223.75
FL307	1941-46 No holes for master cylinder, battery or shift lever. floorboard (street rod type floor)	each	223.75
FL308	1941-46 Toeboard	each	183.75

NOTE: The smaller trucks have a different master cylinder position than the 1 1/2 ton, thus this hole is not punched.

NOTE: The small center rear hole allows your finger to lift panel.



Floorboard and Toeboard Screws.

Made in the USA!

Secures the metal floor and toeboard to body. Zinc plated steel.

Part No.	Description	Type	Price
FL145	1939-46 (21 Pieces total)	set	8.35

MISCELLANEOUS FLOOR PARTS



FL117

Starter Boot

Stops air coming into cab around starter rod. (See help page 193 in back of this book.)

Part No.	Description	Type	Price
FL117	1939-57 3" Tall	each	6.25

Starter Rod Felt Floor Seal

Part No.	Description	Type	Price
FL118	1934-46	each	3.95



Master Cylinder Floor Hole Cover

Part No.	Description	Type	Price
FPP130	1936 Low cab-46 Rounded all metal plug, as original	each	13.15



FL128



FL129

Running Board Bolt Kits

Includes special flat top step carriage bolts.

Part No.	Description	Type	Price
FL128	1936-55 1/2 and 3/4 ton pickup or larger truck	kit	10.45
FL129	1936-55 1 and 1 1/2 ton (not pickup)	kit	11.05



FL240



Running Board to Fender Gaskets

Part No.	Description	Type	Price
FL240	1939-40 1/2, 3/4, 1, and 1-1/2 ton front fenders	pair	16.75
FL225	1941-46 1/2, 3/4, 1, 1-1/2, and 2 ton front fenders	pair	16.75



Floor Shift Boots

Boots were not originally used by GM on early trucks, however, this is a nice extra.

Part No.	Description	Type	Price
FL165	1934-47 3-speed and 1936-66 4-speed not original	each	12.95




Floor Shift Foam Collar

Fits between transmission and floor plate. Stops air leaks around 4 and 3-speed floor shifter. Originally used instead of a boot.

Part No.	Description	Type	Price
FL137	1934-65 4-speed and 1934-47 3-speed floor shifter	each	9.40

NOTE: Rubber 60 years ago did not have a long life!

Featured Truck of the Month - August 2016




**Early 1947 Chevy
1/2 Ton**


**Joe Haney
Independence,
Missouri**

It's True Nevertheless

GENERAL MOTORS TRUCK AND COACH
IS THE WORLD'S LARGEST MANUFACTURER
OF COMMERCIAL VEHICLES EXCLUSIVELY



THE TOTAL PLANT SITE IS
EQUAL TO THE AREA OF
CHICAGO'S LOOP



ENOUGH EARTH WAS EXCAVATED TO
MAKE A HOLE LARGE ENOUGH TO BURY
A BUILDING ONE SQUARE BLOCK IN
AREA AND 14 STORIES HIGH



TO BUILD THE PLANT FOR GMC -

- ENOUGH LUMBER WAS USED TO BUILD HOMES FOR MORE THAN 3000 PEOPLE
- ENOUGH GLASS TO COVER 11½ ACRES
- ENOUGH CEMENT TO FILL 12,533 TRUCKS
- ENOUGH WIRE, IF REDUCED TO HOUSE-WIRING SIZE, TO REACH FROM NEW YORK TO ST. LOUIS
- ENOUGH WOOD AND ASPHALT BLOCKS, IF MOULDED INTO A 1 FOOT SQUARE, TO REACH A HEIGHT OF 50 MILES
- ENOUGH REINFORCED STEEL IF ROLLED INTO ½" RODS, TO REACH MORE THAN HALF WAY FROM PORTLAND, ME. TO PORTLAND, OREGON
- FIVE WASHINGTON MONUMENTS (SOLID) OR A SIDEWALK REACHING THE LENGTH OF THE STATE OF MICHIGAN COULD BE FORMED WITH THE CONCRETE POURED



A GARDEN WALL 6 FT. HIGH AND
13½ MILES LONG COULD HAVE BEEN
BUILT WITH THE BRICKS USED

FRONT PARTS



FPF108



FPF106

Front Splash Apron

Fits below Chevrolet grille.

Part No.	Description	Type	Price
FPF108	1941-46 Chevrolet. Fits and looks good, with the 2 holes. Metal	each	167.50
FPF106	1941-46 Chevrolet, No bumper brace holes, fiberglass. Made in USA!	each	157.45



Front Splash Apron Support Brackets.

Manufactured for Jim Carter Truck Parts!

Extra support between the front splash apron and lower filler pan. 9 1/2" long. Like GM made them. Most owners do not even know they existed.

Part No.	Description	Type	Price
FPF107	1941-46 Chevrolet	pair	22.60



Featured Truck of the Month - February 2015



**1946
Chevrolet
Ice Cream
Truck**
Don Ranville
Missouri



BUMPER BOLTS, NUTS, ETC.

FP176



FP107



Bumper Bolts - Chevrolet

Part No.	Description	Type	Price
FP176	1931-36 With large oval head, nut, and washer (polished stainless) 3 1/2" inches high	each	36.50
FP173	1931-36 Bumper end eye bolts, nuts, and washers (polished stainless)	pair	48.85
FP106	1937 With rounded chrome head as original	each	4.75
FP107	1938-46 With oval head as original with nut and washer (polished stainless cap)	each	7.10
FP107A	1938-46 FP107 sold in a set of 5	set	31.00



FP176



FP106

Bumper Bolts - GMC

Part No.	Description	Type	Price
FP176	1936-38 With large oval head, nut, and washer (stainless) 3 1/2" high	each	36.50
FP106	1936-46 With rounded chrome head as original	each	4.75



BUMPER BOLTS, NUTS, ETC.

FP210



FPF211

Bumper Bolt Nuts

Part No.	Description	Type	Price
FP210	For use with FP106 bumper bolts	each	.25
FPF211	Marsden style has original slots in sides. For FP106	each	3.95

NOTE: For the perfectionist: The slotted Marsden self-locking nuts came on many early trucks.



Bumper Brace Rubber Covers

Part No.	Description	Type	Price
FP228	1941-46 Fits over brace openings in front splash apron below grille	pair	15.70

1941 Chevrolet Military Canopy Express

Feature truck of the Month - January 2021
 This 1941 Chevrolet Military Canopy Express is owned and was personally restored by Michel Nivarlet of Belgium.



FIREWALL RELATED ITEMS



Firewall Cover Retainers

Fasteners that secure the above cover pads to inner firewall.

Part No.	Description	Type	Price
FP144	1936-46	each	2.95



FP101



F183



FP129

Grommets, Firewall

Part No.	Description	Type	Price
FP101	1934-46 4-hole firewall grommet for cables	each	5.80
FP171	1936-46 Ignition switch	each	6.05
FP183	1936-59 Speedometer cable	each	1.85
FP104	1936-59 Starter wire or vacuum hose grommet	each	1.05
FP129	1936-59 Wiring loom	each	3.95

GRILLES



FP520



FP215C

Grilles - Chevrolet

Surprise! Our 1934-35 and 1936 Chevrolet Grilles and Inserts are New on the Market. After 75 years, we had them made and they fit just right. **Complete grilles** have the outer surrounding ring and center vertical with crank hole opening. **The insert** is made for your outer surrounding ring and is good if you do not want a crank hole opening.



FP213S

Part No.	Description	Type	Price
FP215C	1936 Complete Grille with the surrounding attached support and vertical center bar. High polish stainless. Just like GM. Without crank hole cover.	each	813.75
FP215	1936 Insert. High polish stainless. Shaped just like GM. If you are adding the lower crank hole, use part FP662. LIMITED PRODUCTION!	each	299.75
FP213S	GRILLE FASTENERS for FP215C	set	18.40
FP138	1937 Polished stainless steel One piece center bar with attached center crank hole cover. Includes mounting clips, FP251 (Page 59)	each	918.75
FP140	1939 Chrome with vertical strip and crank hole cover	each	892.50
FP160	1940 Chrome with vertical strip and crank hole cover	each	892.50
FP233NC	1941-46 Non-chrome, Bare metal. (You paint or chrome) with Chevrolet letters.	each	892.50
FP520	Grille Guard.	each	94.50



FP140



FP160



FP233NC



FP138



GRILLE RELATED ITEMS

1938 Chevrolet 3/4 Ton
Featured truck of the Month
May 2020



Mike Odom
Kingston, Illinois



Grille Center Horizontal Clip

Secures the horizontal center strip to the grill. Zinc plated. Included in FP239 when available.

Part No.	Description	Type	Price
TRC113	1941-46 center clip	each	2.40



Grille Bar Clips, COE

Part No.	Description	Type	Price
TRC111	1941-46 Chevrolet, Cab Over Engine grille bar clips. Hand made. Zinc plated. Show quality. About 40 required.	each	3.70

FP660

FP667

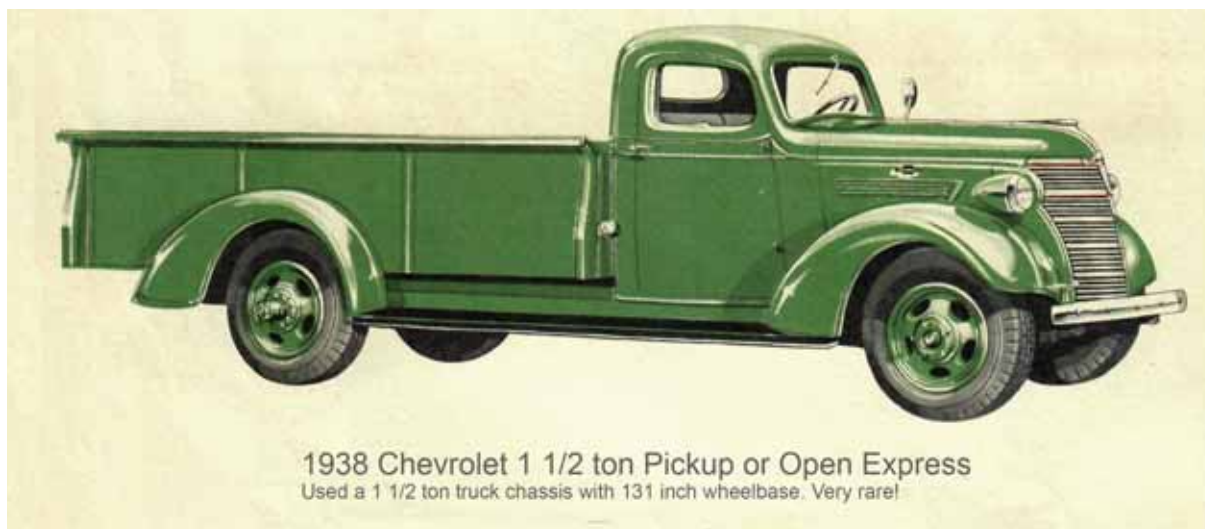
FP669



Crank Hole Cover - Chevrolet

Part No.	Description	Type	Price
FP660	1937 Stainless, For original grill only.	each	56.70
FP661	1938 Stainless (2 piece set)	set	57.75
FP667	1939-40 Stainless	each	47.80
FP668	1941-46 Original grille, stainless	each	65.65
FP669	1941-46 Reproduction grille, stainless	each	65.65

NOTE: FP667 Just made after 70 years!



1938 Chevrolet 1 1/2 ton Pickup or Open Express
 Used a 1 1/2 ton truck chassis with 131 inch wheelbase. Very rare!



FP655



1937 Grille Parts

Part No.	Description	Type	Price
FP655	Grille top trim, polished stainless as original. Show quality!	each	309.75
FP249	Center vertical strip, stainless	each	86.65
FP660	Crank hole cover, stainless	each	56.70
*FP246	Side vertical strips, replacement chrome, non-metal	pair	9.20
FP248	Lower Horizontal. Fits directly below grille.	each	79.30
FP251	Clips secure "original" side vertical and lower horizontal trim to grill housing. Soft metal for easy bending.	set of 8	10.00


***NOTE:** These side vertical strips (FP246) are flexible chrome non-metal that look very close to the original GM.



FP249

Grille Center Vertical Strip, Chevrolet

Part No.	Description	Type	Price
FP249	1937 Chevrolet, stainless	each	86.65
FP650	1938 Chevrolet, stainless	each	86.65
FP650C	1938 Chevrolet, chrome	each	63.02
FP136	1939 Chevrolet, chrome	each	59.10



FPG531

Lower Center Strip

Part No.	Description	Type	Price
FPG531	1939-40 Chrome	each	52.45
FP661	1938 Stainless includes crank hole cover	set	57.75



1937 GMC Grille Bars

Recently produced are exact copies of the vertical grille bars for those rare very popular GMC trucks. The 22 gauge metal is just like General Motors made them over 70 years ago! You paint silver as original. You can chrome if you wish.

Part No.	Description	Type	Price
FP260	Center bar, 20 3/8" tall (requires 1)	each	53.00
FP261	Side bar with 1/8" front to back hole at bottom, 24" tall (requires 2)	each	39.00
FP262	Side bar with no holes, 25 1/2" tall (requires 4)	each	38.70

NOTE: Just the length is different! 1937 GMC Grille Bars (Check your measurements against 1938)

1938 GMC Grille Bars

(Check your measurements against 1937)




FP267

Part No.	Description	Type	Price
FP267	Center bar, 21 7/8" tall (requires 1)	each	53.00
FP268	Side bar with 1/8" front to back hole at bottom, 25 1/2" tall (requires 2)	each	39.00
FP269	Side bar with no holes, 25 1/2" tall (requires 4)	each	36.00

***NOTE:** For horizontal hood strips for Chevy and GMC see Hood Related Items.



GRILLE RELATED ITEMS Continued



1937-38 GMC Grille Bar Support Rubber Block

The necessary rubber cushion that supports the above vertical bars. Very Important to correctly align and cushion the six vertical grill bars! Limited Quantities.

Part No.	Description	Type	Price
FP264	1937-38 Grille bar cushion	each	62.50



Grille, Upper Filler Pan - Fiberglass

Fits between radiator and grille. Helps draw air into radiator.

Part No.	Description	Type	Price
FPG551	1939-40	each	100.30
FPG552	1941-46	each	103.95

NOTE: This is the upper "grille dam". Helps pull more air through radiator.



FP185



FP193

Grille, Valance

Lower "chin" that is usually damaged or missing on these older trucks. Quality fiberglass.

Part No.	Description	Type	Price
FP185	1934-35 Chevrolet	each	115.50
FP193	1936 Chevrolet	each	110.95



Grille Guard

Made just like the more popular design of the 1930's and 1940's. Smooth chrome formed pipe with fasteners that attach to front bumper brackets. 16" inches high. Open area in the center gives room if you need to crank your engine. Clamps to bumper brackets.

Part No.	Description	Type	Price
FP520	1937-46	each	94.50

HOOD RELATED ITEMS



Hood Side Panel Hinge Rods, Stainless

Connects side panel to top panel. Stainless to stop rust. Cut to length. Will never rust. Why didn't GM do this?

Part No.	Description	Type	Price
FPH106	1934-46 Stainless	pair	20.95



Hood Center Hinge Hold-Down Bracket, Rear

Part No.	Description	Type	Price
FP158	1934-46 Chevrolet and GMC, black as original.	each	14.95
FP158S	1934-46 Chevrolet and GMC, polished stainless	each	23.05



Hood Bumper Set

Surrounds the upper air dam. Presses into the six existing holes and cushions the front edge of the hood.

Part No.	Description	Type	Price
FP112	1937-46 six pieces	set	5.20



Hood Lace Retainer Clips

Part No.	Description	Type	Price
FP169CH	1942-55 1st Set of 8 clips and 8 clutch head screws, as original	set	15.25
FP169PH	1942-55 1st Set of 8 clips and 8 Phillips head screws, replacement	set	9.40



Top Cowl Vent Drain Tube

Prevents dripping water on cab floor mat from cowl vent pan. Cut to length.

Part No.	Description	Type	Price
FP126	1934-46	each	5.45



1936 - Not Available

FP161



FP116

Hood Lace

Fits under front or rear of hood on cowl.

Part No.	Description	Type	Price
FPF119	1929-41 Hood Lace fabric with inner wire.	set	49.90
FP161	1929-36 (woven fabric) rear cowl and radiator shell	set	31.45
FP115	1937-41 (woven fabric)	set	25.75
FP116	1942-46 (molded rubber)	set	18.95
FPF118	1929-41 Hooks for woven fabric with wire, FPF119.	pair	14.65





HOOD RELATED ITEMS Continued



FP634 FP649 FP643

Hood Strips, Show Quality, Chevrolet

Polished stainless with red center. (The horizontal strips on hood sides)

NOTE: Retaining clips for Chevrolet if needed are in TRIM SECTION.

Part No.	Description	Type	Price
FP634	1939-40 Chevrolet only	pair	78.75
FP649	1941-46 Chevrolet only. Set of 6.	set	188.95
FP642	1936-37 GMC only. Horizontal, Non chrome with fasteners.	each	34.95
FP643	1936-37 GMC only. Horizontal Chrome with fasteners.	each	84.95

NOTE: 1936 GMC takes 10 strips per truck, and the 1937 GMC take 8 strips per truck.

TRT3436



TRT4146



TRT3637



Hood Side Emblems, GMC

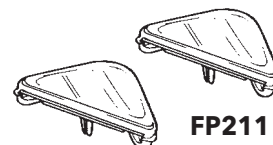
Chrome with black background. Show Quality.

Part No.	Description	Type	Price
TRT3436	1936	pair	157.00
TRT3637	1937 (strips-FP642)	pair	157.00
TRT4146	1938-46	pair	178.00

ALL GM Approved



FP229



FP211

Hood Corners. *Made in the USA!*

Protects cowl when lowering hood. Looks like original. Fits in factory holes in hood.

Part No.	Description	Type	Price
FP229	1934-36 Leather	pair	13.15
FP211	1937-46 Rubber with mounting plug	pair	15.25

FPH102NC

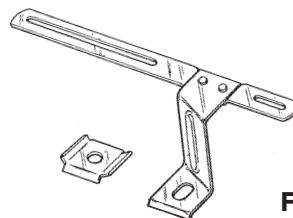


FPH102C

Hood Handles

Part No.	Description	Type	Price
FPH102C	1939-46 High polished and chromed	each	38.35
FPH102NC	1939-46 Paintable Steel, as original.	each	20.75

MISCELLANEOUS FRONT PARTS



FP120



FP121

License Plate Brackets, Front. For 1/2 and 3/4 Ton

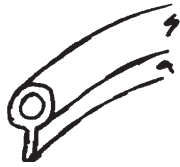
Made in the USA!

Beautiful black exact reproduction.

Part No.	Description	Type	Price
FP170	1934-36 Attaches to left side bumper bolt	each	39.40
FP120	1937-40 Attaches to right (includes securing plate)	each	34.15
FP121	1941-46 Attaches to right side	each	31.45



PF192



Fender Welt, Black

A popular non-original extra. Place between fender and bedside.

Part No.	Description	Type	Price
FP124	1934-55 1st Front welt	pair	10.00
FP192	1934-40 Addition to FP124, fits between fender and grille housing.	pair	9.20
FP125	1934-53 Stepside pickups. Rear welt. A popular extra	pair	17.75



Fastener Kit - Headlight Bucket to Fender

Consists of 16 "J" clips and correct clutch head screws for one truck.

Part No.	Description	Type	Price
FP166	1941-57	kit	12.50



Inner Fender Gaskets, Front *Made in the USA!*

Part No.	Description	Type	Price
FPF103	1941-46 Eight piece set	set	18.95



Radiator Support Pads *Made in the USA!*

Part No.	Description	Type	Price
FPF102	1941-46	pair	7.35

StewArt

These drawings are from Bryant Stewart, a New England artist specializing in older GM trucks. Samples of his art are shown in this catalog.

New **CHEVROLET**
HEAVY-DUTY
TRUCKS
1945



HIGH PERFORMANCE SPEED EQUIPMENT

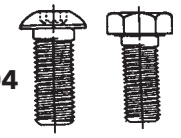
For those not wishing to go totally original, we offer several high quality items for motor dressup and increased performance. Designed for six cylinder General Motors vehicles.



HPE200



HPE204



Beehive Oil Filter

For the ultimate in deluxe engine dress-up components. Mint reproduction of a mid-1950's popular item. For the final detail. Cools and cleans oil. Attaches to six cylinder intake manifold or firewall. For 1941-62 Chevrolet engines. (Not 1958-62 with full flow 261 six cylinder.)

Part No.	Description	Type	Price
HP112	Flat black ribbed center with polished ends	each	261.45



Beehive Oil Filter Mounting Bracket

Used with HP112.

Part No.	Description	Type	Price
HP1121	Firewall mounted bracket	each	22.60



Beehive Replacement Oil Filter Element

Part No.	Description	Type	Price
MEE130	Extra oil filter for HP112	each	19.90



CALL: 1-800-882-1913

Engine Bolt Kits

These Stainless bolt kits add a nice extra to the appearance of your six cylinder Chevrolet. Includes fasteners for oil pan, fuel pump, manifolds, thermostat housing, distributor, side cover, valve cover, water pump, and timing cover. They are available in slotted and hex as original or button head for the custom truck. Bolts are labeled to help in installation.

Part No.	Description	Type	Price
HPE200	216 engine, slotted and hex style as original	set	57.25
HPE201	1954-55 235 engine, slotted and hex style as original	set	57.25
HPE202	1955-62 235 engine, slotted and hex style as original	set	57.25
HPE203	216 engine, button head for a custom look	set	57.25
HPE204	1954-55 235 engine, button head for a custom look	set	57.25
HPE205	1955-62 235 engine, button head for a custom look	set	75.25



Air Filter Assembly, Original Style

Created to copy the original 6 5/8" dry element design. Looks very close to the factory original. Fits the original Rochester and replacement Carter YF, not the early Carter W-1 cast iron style. To create an even more authentic look, you might consider ordering the copper mesh element, ME238 in our Mechanical fuel Section.

Part No.	Description	Type	Price
ME904	1950-55 with original black top, Chevrolet	each	83.50

www.oldchevytrucks.com



HP120



Air Filter with Dry Element, Chrome

For the custom truck using the Carter Y-F, and Rochester carburetor. Flat top design.

Part No.	Description	Type	Price
HP120	6-1/2" diameter, six cylinder	each	59.75
HP123	6-1/2" diameter, six cylinder, top plate only for HP120	each	5.20
HP148	14" diameter, V-8	each	53.85

NOTE: HP120 does not fit the early cast iron Carter W1 carburator.

HP230



Valve and Push Rod Cover (Chrome Steel)

Original shape. Oil filler hole on top. Must use a vented oil cap. (See HP111 below)

Part No.	Description	Type	Price
HP230	1937-53 Chevrolet 216 and 235 low pressure valve cover	each	49.95
HP231	1954-62 Chevrolet 235 and 261 combo	set	100.75

NOTE: HP231 has chrome covers HP232 and HP233 gaskets and chrome oil cap, HP111.



Valve Cover. Made in the USA!

A quality high finned polished aluminum valve cover for the 216, 235, and 261 Chevrolet inline six cylinder engine. The best is now available! A heavy casting with gasket edge for better seal. When you want that more custom look to your original engine. You will really like it!

Part No.	Description	Type	Price
HP238	1937-62 Valve Cover - Non-polished	each	262.00
HP239	1937-62 Valve cover. High polished.	each	309.75



Valve Cover Aluminum Spacers Made in the USA!

Moves thermostat housing forward to make room for some cast aluminum valve covers.

Part No.	Description	Type	Price
HP535	1937-62 Chevrolet 6 cylinder	each	17.35



Valve Cover Stud Kit Made in the USA!

Necessary for securing the center hole aftermarket aluminum valve covers (Offenhouer, etc.) to the later 235 Chevrolet engines. Also secures original 216 valve covers to the late model 235. Includes stud, acorn nuts, washers and seals.

Part No.	Description	Type	Price
HP110	1937-62	each	26.20



Oil Cap, Chrome

Part No.	Description	Type	Price
HP111	1937-62, Valve cover top fill only! Vented	each	33.60



Fenton Cast Iron Dual Exhaust Chevrolet And GMC Headers

Authority given by the original manufacturer to produce these in demand era performance accessories. These cast iron headers are exact in every detail including "Fenton" lettering. The resulting dual pipes on your early pickup will cause that special six cylinder purr, so often heard in past years. Nothing sounds like Fenton's on GM six cylinder engines.

Part No.	Description	Type	Price
HP102	1937-62 Chevrolet and 1939-59 GMC. 2" diameter outlet. Slight modification required for GMC.	set	295.00
HP102P	Black Porcelain Coated	set	525.00

NOTE: HP102P is porcelain coated to give a black glass appearance. Certainly an eye-catcher when your hood is open.



Fenton Exhaust Manifold Warming Kit *Made in the USA!*

For better engine performance when using Fenton Headers on your Chevrolet and GMC inline six cylinder! Our kits allow hot exhaust from the headers to enter into a cavity created by a threaded plate under the original as well as the Fenton and Offenhouer dual intake manifold. Fuel is quickly warmed as it leaves the carburetor as was designed by General Motors. Professional appearance!

Part No.	Description	Type	Price
HPM544	1937-53 Chevrolet 216, GMC 228, 248, 270, and 1939-59 302	kit	62.50
HPM543	1954-62 Chevrolet 235 and 261 engines	kit	97.15

NOTE: To see this kit installed, check the High Performance Section of our 1947-55 Research Catalog at www.oldchevytrucks.com.



CALL: 1-800-882-1913



Offenhouser Manifold with Dual Intake Plus Linkage *Made in the USA!*

Cast aluminum Offenhouser unit for attaching two factory or aftermarket single barrel carburetors.

Part No.	Description	Type	Price
HP105	1954-62 For late 235 and 261 Chevrolet engines	each	841.45

NOTE: Mr. Fenton and Mr. Offenhouser were not acquainted. Therefore, if you match a Fenton exhaust and an Offenhouser intake, you may need to grind away a very slight amount of aluminum on the Offy. Never off the cast iron Fenton!



Motor Mount Kit, Side Mount for V-8

Used when placing a 1958 and newer small block Chevrolet V-8 in the 1940-55 1st GM pickup. These engine side mounts can be bolted on or welded to your frame. Includes cushion set, bolts, and instructions. A professional installation that eliminates the under engine round cross member sold in some stores.

Part No.	Description	Type	Price
HP121	1936-55 1st	set	173.25

HP131



Alternator Bracket. *Made in the USA!*

Specially made bracket for properly securing a modern 6 or 12 volt GM alternator when the original generator is replaced.

Part No.	Description	Type	Price
HP130	1937-53 216, 1954-55 1st 235 and 1939-59 GMC engine	each	75.10
HP131	1955 2nd-62 High pressure 235 engine.	each	62.95

www.oldchevytrucks.com



34-46 SERIES



Air Conditioning Compressor and Alternator Bracket. *Made in the USA!*

Secures air conditioning compressor and alternator in the best position. Six cylinder.

Part No.	Description	Type	Price
HP129	1955-62, 235 and 261 engine	kit	141.75



Transmission Frame Cross Member *Made in the USA!*

Our cross members fit well when you place a modern automatic transmission in the older GM trucks. Its 6" drop make a successful fit on 350, 400, 700R4, and Powerglide transmissions.

Part No.	Description	Type	Price
HP1261	1939-59	each	121.80

Transmission Mount Pad

Part No.	Description	Type	Price
MET102	For use with HP1261 above	each	12.35



Alternator Pulley *Made in the USA!*

This pulley is made for a GM alternator when you need the original 5/8" wide fan belt on your early six cylinder. Matches width of original 216 Chevrolet Harmonic Balancer. Included on 6 volt alternators, page 69.

Part No.	Description	Type	Price
HP530	1937-52 216 Chevrolet	each	34.15



Alternator Flat Fan *Made in the USA!*

You will need a "flat" alternator fan to use HP530 above. Most come with this fan design. Otherwise we can provide it.


Part No.	Description	Type	Price
HP531	Alternator flat fan	each	12.60



DA Plug for Alternators

Allows the use of your original ignition switch when using a modern alternator. Prevents the engine from continuing to run after you turn off the switch. A simple plug-in to your alternator. Correct for Chevy negative ground and GMC positive ground.

Part No.	Description	Type	Price
HP240	For 6 or 12 volt	each	31.00



1936-39



SIX VOLT GENERATORS ON PAGE 110

Six Volt Alternators. Yes, We Have Them!



Important Extra: Our six volt alternators come with almost twice the amp output than generators. They charge your battery at engine idle speed so your lights do not dim at stop lights.

Important: A 40 AMP output on 6 volt alternators prevents a “burned-out” older dash amp gauge if you add higher amps (from a “modern higher amperage” output alternator) for longer times if the battery is completely discharged.

Big Bonus: No core charge! Our Mid-America rebuilder with 40 years’ experience has a supply of alternators to rebuild.

Jim Carter Truck Parts supplies these 40 amp alternators with two different belt pulleys. They **MUST** match the width of your Chevrolet engine six cylinder single groove crank- shaft pulley.

REHP134N **1934-52 6 Volt. Negative Ground.** **\$145.00**
 1934-52 with “wide” 5/8” Pulley. The wide pulley engines during most years of the 216.

REHP137N **1953-54 6 Volt. Negative Ground.** **\$145.00**
 1953-54 with the beginning of the “narrow” 3/8” pulley plus on all high oil pressure 235’s.

REHP137P **1939-55 GMC 6 Volt. Positive Ground. Inquire on pulley size.** **\$175.00**
NOTE: “N” relates to negative ground. “P” is positive ground.

Twelve Volt Alternators. We have these too!

We provide these three from later trucks. 60 AMP capacity. Just right for older vehicles. Negative and Positive ground, and “narrow” 3/8” pulley.

Before 1963 Chevrolet trucks used generators. If you have an interest to switch over to a later model alternator, we have them in stock! Now, your battery charges at engine idle and lights do not dim at stop lights.

REHP135 **1953-72 12 Volt. Negative Ground.** **\$165.00**
 Chevrolet one wire with “built in” voltage regulator. Very popular when replacing an original generator with 3/8” pulley. Inquire on GMC pulley size.

REHP136 **1937-52 12 Volt. Negative Ground.** **\$175.00**
 These one wire alternators have been given a wider 5/8” pulley that was used on 216 Chevrolets!
 (Not 1953-54) **IMPORTANT:** The fan belt must operate on the same size as the crank shaft and water pump pulley.

REHP132 **1963-72 12 Volt. Negative Ground.** **\$155.00**
 1963-72 Two wire that requires an outside EL185 voltage regulator.

REHP139 **1955-59 GMC 12 Volt. Positive Ground.** **\$175.00**
 Inquire on pulley size.

NOTE: “N” relates to negative ground. “P” is positive ground.



**HIGH PERFORMANCE
SPEED EQUIPMENT Continued
DISC BRAKE CONVERSIONS**



Disc Brake Conversion Kit

Use with your existing straight axle and spindles. A top quality American made bolt-on assembly. Includes caliper mounting brackets, attaching hardware to spindle, bearing adapters which use modern tapered roller bearings, and instructions for using your late model calipers, five lug rotors, pads, seals, and bearings. You obtain more common parts locally or use HP1411 or HP1412.

Part No.	Description	Type	Price
HP1401	1929-40 1/2 ton	set	262.50
HP1402	1941-50 1/2 ton	set	262.50



HP1411

HP1412

Disc Brake Kit, Complete Front - 5 Lug Pattern

Everything you need to equip your existing straight axle front end with modern brakes. Includes the above HP1401 or HP1402 kit plus bearings, seals, rotors, rebuilt calipers, brake pads, etc. Saves your time and money from gathering modern parts locally! Not to be used with original master cylinder.

Part No.	Description	Type	Price
HP1411	1929-40 1/2 ton	kit	599.00
HP1412	1941-50 1/2 ton	kit	472.50

NOTE: Spindle diameter is the difference between these two parts.



Disc Brake Kit, Complete Front - 6 Lug Pattern

This 6 lug disc brake kit contains all you will need to put modern discs on your stock 1/2 ton spindles, and uses your stock hub. Includes GM rotors, calipers, brackets, hoses, and brake pads, etc. HP508 and HP509 are options for this disc brake kit.

Part No.	Description	Type	Price
HP500	1941-54 1/2 ton, front	kit	734.95



Wheel Spacer Kit

Works with HP500.

Part No.	Description	Type	Price
HP509	1941-54 1/2 ton 3/16" wheel spacers. (Some late model wheels rub the caliper when you add modern disc brakes.)	kit	31.00



Proportioning Valve

Necessary when using non-disc brake master cylinder in combination with rear drum brakes when disc brakes are installed on front.

Part No.	Description	Type	Price
HP169	Brake fluid valve	each	94.00



Proportioning Valve Mounting Bracket

Designed to attach the proportioning valve (HP169 above) to master cylinder area.

Part No.	Description	Type	Price
HPB170		each	41.55



Mustang II to Chevrolet Disc Brake Conversion Kit

A popular front suspension for the custom truck is the rack and pinion assembly from the 1974-78 Mustang II. It attaches very nicely to the 1959 and older GM 1/2 ton frame. We offer an excellent brake conversion kit which allows you to use larger 11 inch diameter GM car rotors, calipers and discs, while keeping the Ford Mustang spindles. Provides 65% more braking capability over the 9 inch Mustang II rotor. (The front wheel 4-3/4" bolt circle pattern will now match the rear if you use most GM car five-bolt rear drums.)

Note: User must supply stock Ford upper caliper cradle mounting bolts on all Mustang kits.

Part No.	Description	Type	Price
HP171	Conversion Kit 1/2 ton	kit	157.50



Mustang II to Chevrolet Disc Brake Conversion Kit, Complete

Includes the above HP171, plus the necessary rotors, calipers, brake pads, seals, bearings, etc. Saves you time and money from gathering modern parts locally!

Part No.	Description	Type	Price
HP172	Conversion Kit 1/2 ton	kit	414.75

NOTE: User must supply stock Ford upper caliper cradle mounting bolts on all Mustang kits.



Ring and Pinion For Differential - 1/2 Ton

Finally, a rear end ratio is available that allows your 1/2 ton pickup to cruise better at highway speeds. These new sets change the 4.11 ratio on the 1940-53 closed drive line to 3.55. Your trucks personality is now completely changed! Nothing is visible outside. Engine RPM is reduced almost 20%.

Part No.	Description	Type	Price
HP163	1940-54 3.55 ratio	set	472.45

CALL: 1-800-882-1913

HIGH PERFORMANCE SPEED EQUIPMENT Continued



Differential Bearing, Bushing, and Seal Kit 1/2 Ton

For use with HP163 Ring and Pinion Set above when you require all wearing parts replaced. Kit includes such items as pinion and carrier bearings, pinion and wheel seals, gaskets, torque tube bushing, etc. Individual components are listed in Mechanical Section.

Part No.	Description	Type	Price
HP165	1940-50 1/2 ton	kit	519.75



Differential Cover, Chrome

This 10 bolt cover includes gasket and drain plug. For a little extra "flash" the cover and plug have been polished and chrome plated. They will be quickly noticed by the following traffic!

Part No.	Description	Type	Price
HP245	1933-62 1/2 Ton	kit	73.45



Axle to Leaf Spring Attaching Kit

Allows you to replace your original axle housing with modern differential that has the more popular 3 inch axle tubes. Includes U-bolts, lower plates, saddles, etc. Welding of saddles to axle housing required.

Part No.	Description	Type	Price
HPD179	1934-59 1/2 ton only	kit	143.08



Shock Absorber Conversion Kit

For those wishing to add modern tube shock absorbers to their 1949 and older 1/2 ton pickup with original lever action shocks. We now stock a complete kit which includes upper and lower forged steel shock mounts, front and rear, plus 4 gas shocks. Because the kit was designed for 1947-49 1/2 ton, you will need to drill holes in your frame rail for the upper shock mounts. Sorry, we don't have a template for the 1946 and older truck.

Part No.	Description	Type	Price
HP590	1936-49 1/2 ton (also 1950-54 replacement)	kit	299.80

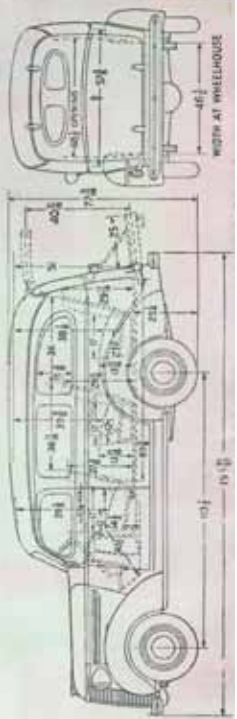


Jim Foltz, Long Beach, CA.



LIGHT DELIVERY CARRYALL SUBURBAN

Ideal for use as passenger vehicle or for transporting varied loads. . . . Easily convertible by removing quick-fastening seats. . . . Shock absorbers and deeply upholstered seats for full comfort. . . . Vertical opening rear doors or horizontally divided closures (optional). . . . Capacity, one-half ton. . . . Wheelbase, 113½ inches. . . . For Carryall body construction, see page 33.





CHOKE, THROTTLE, and HEADLIGHT KNOBS

KB101



KB102

Choke Knobs

Part No.	Description	Type	Price
KB101	1934-39 Black with white letters	each	20.50
KB102	1940-46 Rose tan with "C"	each	11.05

KB131



KB133

Throttle Knobs

Part No.	Description	Type	Price
KB131	1934-39 Black with white letters	each	20.50
KB133	1940-46 Rose tan with "T"	each	12.55

KB132



KB134

Headlight Knobs

Part No.	Description	Type	Price
KB132	1934-39 Black with white letters	each	20.50
KB134	1940-46 Rose tan, no letters	each	12.55

CHOKE AND THROTTLE CABLES

We have an excellent selection of top quality cables, complete with housing, wire, base and proper year knobs. For the perfectionist!



KB135



KB136

Choke Cable With Knob

Part No.	Description	Type	Price
KB135	1934-39 Complete with black knob and white lettering	each	37.30
KB136	1940-46 Complete with rose tan knob and letter "C"	each	48.05



KB148



KB120

Throttle Cable With Knob

Part No.	Description	Type	Price
KB148	1934-39 Complete with black knob and white lettering	each	37.30
KB120	1940-46 Complete with rose tan knob and letter "T"	each	49.10

MISCELLANEOUS KNOBS AND HANDLES

KB118



KB103

Crank Knob With Pin, Side Window

Part No.	Description	Type	Price
KB118	1939 Also for windshield crank handle and window. Black	each	12.55
KB103	1940-46 Also for windshield crank handle and window. Rose tan	each	10.30

NOTE: For complete handle, check Window Parts.



Cowl Vent Knob, Non-Metal

Part No.	Description	Type	Price
KB190	1946 Fits on vent lever under dash. Medium brown. Will work for 1942-46.	each	10.45



KB114

Gear Shift Knobs

Part No.	Description	Type	Price
KB128	1934-47 3-speed floor shift. Black (non-threaded)	each	10.75
KB114	1936-66 4-speed floor shift. Black (threaded)	each	10.00



Ash Tray Handle

Part No.	Description	Type	Price
KB110	1940-46 Original rose tan with attaching clips	each	12.10



DP138

Door Lock Knobs, Just like original.

Small chrome T-handle for inside of left door.

Part No.	Description	Type	Price
DP129	1934-40 3/16" Square hole	each	13.60
DP138	1941-46 1/4" Square hole	each	13.60



Wiper Motor Knob

The correct Chrome knob with inside threads that is secured above the windshield frame. Easily attached to the on/off shaft or the turn lever on the original vacuum unit. Chrome die-cast as original.

Part No.	Description	Type	Price
WW310	Wiper motor on-off knob Trico Original only	each	7.30

Dash Knobs Complete Set of 4

In addition to original, we stock these other 3 colors for the custom truck.

Part No.	Description	Type	Price
KB560	Original Rose Tan, 1940-46.	set	59.85
KB561	Black, 1940-46	set	59.85
KB562	Dark Maroon, 1940-46	set	59.85
KB563	Very Light Tan, 1940-46	set	59.85

**It doesn't cost any more
 to work with
 Jim Carter Truck Parts.
 It Pays!!**

NOW . . . to help Chevrolet dealers
make bigger profits than ever before—

NEW 1937 CHEVROLET TRUCKS

and Commercial Cars

for delivery and haulage needs



**PERFECTED
HYDRAULIC BRAKES**
(with Double-Articulated Brake
Shoe Linkage)

The smoothest, most efficient,
and most dependable brakes
ever built.

**NEW
HIGH-COMPRESSION
VALVE-IN-HEAD
ENGINE**

Giving even greater pulling
power—even greater economy
—in an unequalled
combination.

**NEW
STEELSTREAM STYLING**

Making Chevrolet trucks for
1937 "the best-looking trucks
on the road."

**MORE LOAD SPACE—
IMPROVED LOAD
DISTRIBUTION**

Bigger loads per trip—more
trips per day—higher earnings
per truck.

**IMPROVED
FULL-FLOATING REAR
AXLE**

(with New One-Piece Housing
on 1½-ton Models)
Super-strong—super-sturdy—
built to give many thousands
of miles of dependable
service.

NEW ALL-STEEL CAB

A solid unit structure of steel—
extra safe, extra comfortable.



New all-time sales records in 1936!
New peak *two-month sales* of Chevrolet
passenger cars for 1937! And now
Chevrolet introduces the new 1937 Chevrolet trucks
and commercial cars—providing another source of
increasing sales and increasing profits for Chevrolet
dealers!

These new Chevrolet trucks are *even greater in all
respects* than the famous Chevrolet units with which

Chevrolet dealers won overwhelming buyer preference
during the past year. They have even more power;
they are even more economical; they have more load
space and improved load distribution; they bring to
truck buyers the definite advantages of *more power
per gallon and lower cost per load!*

Small wonder that Chevrolet dealers enter 1937
with even greater confidence than they entered 1936
—the biggest year in all Chevrolet history to date!

CHEVROLET MOTOR COMPANY, General Motors Sales Corporation, DETROIT, MICHIGAN

WHEN YOU HAVE THE  YOU HAVE FRIENDS
CHEVROLET FRANCHISE

HEADLIGHTS



Headlight Assemblies, With Black Buckets

Stainless rings. Very close in appearance to the originals. 12 volt

Part No.	Description	Type	Price
LGH210	1937-40 with small parklight on bucket, 8 1/2" length & 9 1/2" height.	pair	313.95

LGH199



Headlight Assemblies, Stainless

Beautiful polished 12 volt headlights to nicely replace original style. Close to original, but not exact. Excellent for the street rod enthusiast! Has original 8 1/2" diameter with correct 1/2" adjustable mounting stud. (Replace bulbs if you have 6 volts)

Part No.	Description	Type	Price
LGH199	1934-40 with Sealed beams, no parklights	pair	241.50
LGH200	1934-40 with Sealed beams, with parklights in bezel	pair	314.95
LGH201	1934-40 with Halogen bulb, with parklights in bezel	pair	332.95



LGH604



LG100

Headlight Rings or Doors

Part No.	Description	Type	Price
LGH604	1934-36 Stainless	pair	104.50
LG100	1937-40 Chrome	pair	76.15
LG100-CL	1937-40 Mirror Polished Attaching Clip	each	3.70
LG101	1941-46 Chrome	each	34.95



LGL116



Headlight Ring Combo

Includes reflectors, rim seals, and sockets. Nicely fit to your buckets.

Part No.	Description	Type	Price
LGL116	1934-36 Includes one pair combo.	pair	217.30
LGH450	1941-46 Includes chrome rings, with mounting clips and seals.	set	67.75

LGH600L



LGH601L



Headlight Stands. Made in the USA!

Part No.	Description	Type	Price
LGH600	1934-36 Chevrolet and 1936 GMC, left and right	pair	102.90
LGH601	1937 Chevrolet and 1937-40 GMC, left and right.	pair	89.25

LG120



LG122



Headlight Stand to Radiator Housing Gaskets

Part No.	Description	Type	Price
LG120	1937 Chevrolet and 1937-40 GMC	pair	3.70
LG570	1938 Chevrolet	pair	3.70
LG122	1939-40 Chevrolet	pair	3.70



34-46 SERIES

HEADLIGHTS Continued



Headlight Bar Pads, Fender and Radiator Shell

Moulded rubber with protective edges. Best quality.

Part No.	Description	Type	Price
LG297	1934-36 Chevrolet and 1936 GMC, set of 4	set	28.30



Headlight Bucket to Fender Gaskets

Not originally used but a nice addition to stop metal to metal contact.

Part No.	Description	Type	Price
LGH460	1941-46	pair	19.90



LGL112



LG161

Headlight Rim or Cork Seal

Fits inside headlight bezel or ring.

Part No.	Description	Type	Price
LGL112	1929-39 used w/reflector	pair	8.35
LG161	1941-57 w/seal beam	pair	12.55



Headlight Rim Rubber Seal Retaining Clips

Part No.	Description	Type	Price
LG203	1941-55 1st (per truck)	set	6.25

LGL114 and
LGL116

LGL108



LG109

Headlight Reflectors

Made to reflect the light from the bulb. Exactly fits the edge of the factory bucket.

NOTE: Has 92% reflection than the original silver plating at 100% but will never dull as silver originals. (Chrome has only 65%, minimum industry standard is 80%)

Part No.	Description	Type	Price
LGL116	1934-36 Combo Reflectors, rim seals and sockets. About 8 1/2" No bulbs included.	kit	119.95
LGL122	As above with 6/12 volt LED Negative ground bulbs.	kit	239.95
LGL123	As above with 6/12 volt LED Positive ground bulbs.	kit	239.95
LGL108	1937-39 Original. Both 6 and 12 volt bulbs included plus rim seals. About 7 3/8"	kit	124.95
LGL109	1937-39 Correct with 12 volt modern H-4 Halogen bulbs and rim seal. About 7 3/8"	kit	157.00

Headlight Sealed Beam Retainer Ring

Part No.	Description	Type	Price
LG104	1941-57 Stainless steel	each	10.00



Headlight Adjusting Nut And Screw

Part No.	Description	Type	Price
LGH303	1941-57 Set of 4	set	24.95



Headlight Adjusting Spring. *Made in the USA!*

Part No.	Description	Type	Price
LGH473	1941-46	each	4.10

LG106



Headlight Wiring Loom Grommets

Part No.	Description	Type	Price
LG204	1934-36 Fits in the side of grille housing	pair	7.30
LG106	1937-55 1st Fits in inner fender	pair	3.70



Headlight Wiring Loom

Black fabric loom to protect wiring that extends from light bucket to inner fender terminal block. Exact as original.

Part No.	Description	Type	Price
LG112	Headlight wiring loom	foot	1.95



Headlight Sealed Beam Socket

Headlight plug and wires that attach to seal beam bulbs with 3 prongs.

Part No.	Description	Type	Price
LG293	Headlight sealed beam socket	each	3.70

PARKLIGHTS



Parklight Assemblies

For the person that likes a few "extras" but wants to stay with GM accessories. We now stock the very attractive park light assemblies that were placed on cars at the Chevrolet dealership in 1937-39. These authentic appearing lights not only are correct for cars but also fit the fender contour of all 1934-39 GM trucks! Replace their 12 volt bulbs if you have a 6 volt system. Includes dual filament sockets so you can easily have both park and turn signals.

Part No.	Description	Type	Price
LGP211	1934-39, 12 volt	pair	204.75
LGL402	1934-39, Accessory lens	each	23.00



34-46 SERIES



Parklight Housing, Metal

Part No.	Description	Type	Price
LGP414	1942-46 Includes single slot attaching screws.	each	31.00

NOTE: We do not recommend or sell gaskets below this housing. GM never provided these as they trap water and create hidden rust.



Parklight Lens Bezel, Stainless Steel.

Made in USA!

Part No.	Description	Type	Price
LGL401	1940, surrounds lens	each	36.25

LGL405



LG108



LGL400G

Parklight Lens, Chevrolet and GMC

Part No.	Description	Type	Price
LGL405	1940 Frosted glass	each	31.00
LGL400G	1941 Frosted glass	each	22.60
LG108	1942-46 Frosted glass, exact as original	each	14.60

WANT A FULL KIT?

Part No.	Description	Type	Price
LGP501	1940 Frosted lens and round gaskets, enough for one truck.	kit	59.95
LGP502	1941 Frosted lens, 4" long gaskets, and retaining clips.	kit	58.95
LGP503	1942-46 Frosted lens, and 2 3/4" long gaskets.	kit	35.95



34-46 SERIES

PARKLIGHTS Continued



Parklight Lens Retaining Clips

These secure the glass lenses from becoming loose. Includes retaining screws. Just reproduced to be just like GM made them.

Part No.	Description	Type	Price
LGL403	1941 only	pair	10.00



LG207



LG304



LG209

Parklight Lens Gaskets

Part No.	Description	Type	Price
LG304	1940 Chevrolet and GMC (round)	pair	4.20
LG207	1941 Chevrolet and GMC 4" long	pair	4.20
LG209	1942-46 Chevrolet and GMC 2 3/4" long	pair	5.80



LG303



LGP210

Parklight Housing to Fender Pad

Part No.	Description	Type	Price
LG303	1940 Chevrolet and GMC	pair	10.00
LGP210	1941 Chevrolet and GMC	pair	12.10
LG210	1942-46 Chevrolet and GMC. Lens housing to headlight bucket gasket. Dimensions 2-1/4" x 16"	pair	11.90

NOTE: LG210 is no longer recommended as they trap water that should run out under housing!

TAILLIGHTS



1934-39

See page 84.



1940-53 LGL152L

Taillights

Our quality taillights contain stop and running light bulbs. Correct for pickups, panel trucks, suburbans, and big trucks. They are complete with wiring, sockets, housing and bezel, chrome ring, and lens less mounting bracket and fabric loom tube. Unless specified otherwise non chrome, taillights are black with chrome ring as original.

Part No.	Description	Type	Price
LG158	1934-39 Oval. Left with red glass lens.	each	70.90
LG158R	1934-39 Oval/ Right with glass lens.	each	70.90
LG158N-PR	1934-39 Right and left. W/ out oval lens. (Lenses mentioned above)	pair	103.95
LG154L	1940-53 Left, with red glass lens and license lens	each	41.95
LG154R	1940-53 Right, with red glass lens only. No license lens	each	41.95
LG154LC	1940-53 Left, chrome with red glass lens and license lens	each	41.95
LG154RC	1940-53 Right, chrome with red glass lens only. No license lens	each	41.95
LG152L	1940-53 Left, with red plastic lens and license lens	each	39.50
LG152R	1940-53 Right, with red plastic lens only. No license lens	each	33.10
LG155L	1940-53 Left, with red glass lens with blue dot and license lens	each	41.50
LG155R	1940-53 Right, with red glass lens, blue dot. No license lens	each	41.50
LG195L	1940-53 Left, with red plastic lens, blue dot, and license lens	each	34.60
LG195R	1940-53 Right, with red plastic lens, blue dot. No license lens	each	44.75

NOTE: The blue dot is a non GM option popular if you want a more custom appearance.



Taillight Bulb Changeover.

The 1940-53 taillights produced during the past twenty years are not designed to hold the original large 21 candle power stoplight bulb! We have created a bracket for inside your taillight that eliminates the small three candle power bulb and allows the large original 21cp bulb. With this changeover, your stoplight will be seen easier and at a greater distance. Get the most out of your original style taillights and lessen accident potential. (Not included with taillights.)

Part No.	Description	Type	Price
LG290	1940-53	each	9.85

Taillight Conduit 36" and Bracket

Handmade in the USA!

The correct Galvanized conduit with pressed-on ends that connects to the rear of the 1934-1939 oval taillight LG158 on the 1/2 ton pickup. Included is the connector LGL107. For the perfectionist! Handmade in Mid-America USA. Sold each. Show quality.

Part No.	Description	Type	Price
LGL119	1934-39 Taillight galvanized	kit	39.40



LGL100 and LGL098



LGL107

Taillight Wiring Protection, Metal

All made in the USA!

All 1931-39 Chevy trucks with LG158 oval taillights included protection for the two wires. This 7/16" galvanized conduit with metal ends is secured to taillight with retainer LG107 above.

Part No.	Description	Type	Price
LGL098	1931-39 Pickup 1/2 ton, 36" length	each	29.95
LGL099	1931-39 1 1/2 ton 28" length	each	29.95
LG160	1940-53 Black fabric as original, Sold per foot.	foot	1.70
*LGL100	1940-55 Polished stainless steel 18" long, 1/2 diameter	each	5.79
LGL107	1934-39 Secures conduit.	each	17.80

NOTE: Include in LGL119 combination below.

*Part LGL100 is an excellent dress-up item for the older taillights but will not fit complete LGL107 (1934-39)

STEPSIDE TAILLIGHT ITEMS



LG249



LG132

Lenses, Pickups, Panel trucks, Suburbans, and Big Trucks

Part No.	Description	Type	Price
LG249	1934-39 Red oval glass with Chevrolet bowtie	each	20.95
LG132	1940-53 Red plastic (a quality copy of LG1331)	each	10.45
LG1331	1940-53 Red glass	each	13.60
LG134	1940-53 Red glass, with blue dot	each	11.05
LG196	1940-53 Red plastic, with blue dot	each	11.05



LG250



LG135

Taillight Lens Gasket

Part No.	Description	Type	Price
LG250	1934-39 Chevrolet only, oval	each	4.15
LG135	1940-53 Chevrolet and 1947-53 GMC	each	2.05



Taillight License Lens and Gasket, Combo

Part No.	Description	Type	Price
LGL408	1940-53 Clear, Lens & Gasket	pair	7.15



**STEPSIDE TAILLIGHT ITEMS
Continued**



LGB230L



LG144

**Taillight Brackets with Original Style
Stamped Lettering. *Made in the USA!***

These attach to the rear stake pocket. Powder coated black.

Part No.	Description	Type	Price
LGB230L	1934-36 left, with license bracket	each	41.50
LGB230R	1934-36 right, no license bracket	each	40.45
LG146	1937-39 left, with license bracket	each	37.30
LG167	1937-39 right, no license bracket	each	35.70
LG144	1940-46 left, with license bracket	each	52.45
LG143	1940-46 right, no license bracket	each	47.20



LGB231

**Taillight Brackets For Original Style GMC
*Handmade and painted in the USA!***

These were used by GMC for 10 years with their 4" diameter round taillight. Left with license bracket, right side not originally available. We made a right bracket so they could be sold in pairs, and turn signals "if" you have available lights. Limited quantities.

Part No.	Description	Type	Price
LGB231	1936-46	pair	91.90



Taillight Brackets, Custom

For those that want a taillight bracket that is very different. The factory light remains in the correct position. A definite eye-catcher at any show. Brushed stainless with included attaching screws, taillight chrome acorn nuts and gaskets. A beautiful extra for that special truck! Looks great with chrome taillights LG154LC or LG154RC. (Not included!)


Part No.	Description	Type	Price
LGL204L	1940-53, left	each	47.20
LGL204R	1940-53, right	each	47.20



LG156

Taillight Bezels or Doors, Chevrolet

Part No.	Description	Type	Price
LG252	1934-39 Black, oval. Chevrolet only	each	13.15
LG156	1940-53 Chrome, rectangular	each	9.45



LGL622

See page 84.



Taillight Wiring Loom Grommets

Fits in truck frame rail hole near taillight to protect wiring loom.

Part No.	Description	Type	Price
LG1061	1940-72	pair	3.70



Bed Roll Custom Lights

For the custom stepside pickup. Fits in the 1 3/4" bed roll and is a great addition to the original taillights. A pair of single filament units are extra stop or turn signal lights. Your wiring runs forward through bed roll, down a stake pocket and connects to the tail light harness. An included rubber o ring keeps light secure in bed roll. Complete with lens, housing, sockets, wiring, and instructions. A great extra.

Part No.	Description	Type	Price
SMC120	1940-66 Stepside 1 3/4" diameter roll	pair	85.60



SMC100



SMC101

Bed Side Hole Cap, 1-3/4" Diameter Roll

For the finishing touch on your modified truck. A rubber O-ring band surrounds the outside of the metal cap and holds it in place. Just press in and the job is done.

Part No.	Description	Type	Price
SMC100	1941-66 Smooth finish	pair	60.50
SMC101	1941-66 With a Bowtie cut in the smooth surface	pair	89.75

PANEL TRUCK, CANOPY EXPRESS AND SUBURBAN TAILLIGHT ITEMS

LG249



LG156

Taillight Lens and Bezels

Part No.	Description	Type	Price
LG249	1934-39 Chevrolet Panel and Suburban with double doors, lens	each	20.95
LG1331	1940-53 Stepside, 1940-46 Panel/ Suburban glass.	each	13.60
LG156	1940-53 Chevrolet Panel and Suburban with double doors, chrome bezel	each	9.45
LG153	1940-46 Chevrolet Canopy Express. Right tail light bracket. Hand made in the USA.	each	79.00

Featured Truck of the Month - May 2014



**1935 Chevrolet
1/2 Ton
Richard Wright
New York**



PANEL TRUCK AND SUBURBAN TAILLIGHT ITEMS Continued



LG158



LG158NPR

Taillight Complete

1934-39 Chevy taillights are available in pairs. License light on left.

Part No.	Description	Type	Price
LG158	1934-39 Oval Left with red glass lens	each	70.90
LG158R	1934-39 Oval. Right with red glass lens.	each	70.90
LG158N-PR	1934-39 Right and Left. W/ out oval lens. (Lenses mentioned above)	pair	103.95
LG154L	1940-53 Rectangular with red glass lens and license lens	each	41.95
LG154R	1940-53 with red glass lens only.	each	41.95



LGL622



LGL623

Taillight Stand, Panel and Suburban, Double Door (Limited Production).

Made in the USA!

Part No.	Description	Type	Price
LGL622	1936-39 Chevrolet	each	41.50
LGL623	1940-46 Chevrolet	each	41.50

LIGHT BULBS - SIX VOLT

Proper 6 volt bulbs to replace originals.



Stop Light

Part No.	Description	Type	Price
LG172	21 candle power, as original	each	2.20



Park and Taillights, Single Filament

Part No.	Description	Type	Price
LG173	3 candle power, clear	each	2.65
LGB299	6 candle power, single filament, amber	each	3.70



LG175



LGB298

Turn Signal Bulbs

Special double filament for use with add-on directional signals. Eliminates the need for a separate park light assembly. Also fits original taillights.

Part No.	Description	Type	Price
LG175	3 and 21 candle power, clear	each	2.40
LGB298	3 and 21 candle power, amber	each	3.70



High Beam Indicator, Ignition Switch and Glovebox Light

Part No.	Description	Type	Price
LG179	1 candle power	each	2.10



Dash Bulbs

Part No.	Description	Type	Price
LG174	2 candle power	each	2.10



LG187

LG184

Headlight Bulbs- 6 Volt

Part No.	Description	Type	Price
LG187	1929-36 32cp low 6 V beam; 50cp high beam	pair	10.00
LG176	1937-39 As original. 32cp low beam; 50/32cp high beam	each	9.50
LG184	1940-55 1st Sealed beam headlight bulb. Excellent replacement 6 volt	each	15.70

HEAD LIGHT BULBS - 12 VOLT



LGB119

LGB160

Headlight BULBS - 12V

Part No.	Description	Type	Price
LGB119	1929-34 12 Volt 32cp low beam; each 32cp high beam	each	9.50
LGB120	1940-72 Seal beam 12 Volt	each	14.95
LGB160	1940-72 Halogen sealed beam, one piece. 12 Volt	each	23.05
LGL106	Halogen replacement bulb	each	24.95

LED LIGHTING

Most all exterior lights for 1934-39 GM trucks are now available in 6 or 12 volt LED's. We have them ready! You will really like our LED heallight bulbs. Fits in your original reflector sockets.

Part No.	Description	Type	Price
LGL118	6 or 12 Volts. Negative ground	each	29.95
LGL120	6 or 12 Volts. Positive ground	each	29.95



LGB192



LGB193

LED Light Inserts

Inserts fit inside 1934-39 taillights, LG158. All is hidden from view except the improved brightness..

Part No.	Description	Type	Price
LGB192	6 volt inserts	pair	110.25
LGB193	12 volt inserts	pair	116.30



LGB165



LGB164

Taillight Lens - LED

Part No.	Description	Type	Price
LGB164	1940-53 Red lens and clear license lens, left	kit	49.25
LGB165	1940-53 Red lens, right	kit	33.10



LGB167

Taillight, Complete

Part No.	Description	Type	Price
LGB167	1940-53 Red lens and clear license lens, black housing, left	each	69.95
LGB166	1940-53 Red lens, black housing, right	each	69.95

LIGHT BULBS, TWELVE VOLT




Light Bulbs, 12 Volt

Part No.	Description	Type	Price
LGB288	1940-55	each	1.75

1939 Chevrolet 1 1/2 Ton School Bus

We might call this bus a “Movie Star”. It transported people in the movie “Hoosiers” with Gene Hackman. (Indianans often call themselves Hoosiers) It has a rich history, and to many in the state it is an icon. Read the full article on our website. Located in our Feature Trucks Menu for May 2023.





HEAVY DUTY PICK-UP... 134½-inch Wheelbase

A massive unit of innumerable uses in operations requiring large capacity. . . . Long running boards promote ease of loading. . . . Good load distribution for heavy material. . . . Standard Chevrolet cab. . . . The edges of the wide flare-boards are formed in rigid triangular sections. . . . Skid strips in floor add to durability and loading ease.

STANDARD EQUIPMENT

Rear axle: 6.17 to 1 ratio. Rear springs: Ten leaves. Engine: 90 h.p., 174 ft.-lb. torque. Radiator: 14-quart capacity. Propeller shaft: Open. Seat: Full-width. Tires: Front, 6.00-20, 6-ply; rear, 6.50-20 (32x6), 8-ply.

OPTIONAL EQUIPMENT

Front axle: Extra-capacity rating. Rear axle: 5.43 to 1 ratio, or, with dual tires, special extra-capacity single-speed rear axle. Rear springs: Double-acting. Engine: "Load-Master," 93 h.p., 192 ft.-lb. torque. Radiator: 16-quart capacity. Propeller shaft: Guard equipment. Seat: Genuine leather. Tires: Various options available.

Jim Carter has one!
 Totally restored. Black.
 Boatswain Blue and Black.
 "Maybe," the only one remaining?
 Want to be the owner?
 Call 1-816-833-1850



SHOP MANUALS

Exact reprints of the original factory shop manuals in full size. A must if you are restoring or just driving your truck.



Chevrolet

Part No.	Description	Type	Price
LI113	1934	each	26.80
LI101	1935-Early 36	each	26.80
LI102	1937	each	26.80
LI133	1938	each	26.80
LI134	1939	each	26.80
LI135	1940	each	26.80
LI136	1941	each	26.80
LI103	1942-46	each	26.80



GMC

Part No.	Description	Type	Price
LI194	1936-38	each	41.50

ACCESSORY LISTINGS


These are a great help to identify NOS accessory parts for your year and model at swap meets. These numbers are not listed in most other books and cover all passenger cars and trucks models. Chevrolet only, but similar to GMC.



Part No.	Description	Type	Price
LI518	1937	each	2.65
LI519	1938	each	2.65
LI501	1939	each	2.65
LI502	1940	each	2.65
LI503	1941	each	2.65
LI517	1942	each	2.65
LI508	1946	each	3.10

OWNER'S MANUALS

Exactly as original. Explains operations, controls, maintenance, tire pressure, weights, load capacities, etc. Every truck had one of these in the glovebox when new. An item to always have with your truck.



Chevrolet

Part No.	Description	Type	Price
LI434	1934	each	14.65
LI435	1936	each	14.65
LI436	1937	each	14.65
LI437	1938	each	14.65
LI438	1939	each	14.65
LI439	1940	each	14.65
LI440	1941	each	14.65
LI441	1942	each	14.65
LI442	1946	each	14.65



SALESMAN'S TRUCK DATA BOOKS

GMC

Part No.	Description	Type	Price
LI413	1941	each	14.65
LI414	1942	each	14.65
LI415	1944-46	each	14.65



SALES BROCHURES

Exact reprint of dealer's advertising foldout. Mailed to potential customers during those years.



1937

A reprint of the annual book assigned to Chevrolet truck sales people. Just the size for the salesman's large coat pocket. Gives pictures, options, and detailed technical data. Great for 1937-38 truck owners. 205 pages.

Part No.	Description	Type	Price
LI189	1937-38 Chevrolet	each	35.70

Part No.	Description	Type	Price
LIB34	1934	each	15.70
LIB36	1936	each	15.70
LIB37	1937	each	14.65
LIB38	1938	each	14.65
LIB40	1940	each	11.50
LIB41	1941	each	18.85
LIB42	1942	each	10.45
LIB46	1946	each	11.50
LIB46P	1946 Panel	each	11.50



1941

Excellent reprint of the book assigned to Chevrolet truck sales people. Gives pictures, options, and detailed technical data. An exact copy for the 1941 Chevrolet truck. A quality ring bound book. Great for 1940-46 truck owners. 295 pages.

Part No.	Description	Type	Price
LI150	1941 Chevrolet	each	36.25


CHEVROLET TRUCKS





CATALOG, CHEVROLET MASTER PARTS


This large reference book is a must for the perfectionist. It is an excellent guide for restorers of Chevrolets. Shows factory part numbers, parts interchange, diagrams, original prices, etc, of the parts still available on the original date of printing.



Bed Assembly Pamphlet

Manual giving details on assembling a GM factory stepside pickup bed from the ground up. Detail descriptions, trivia, and sketches for the perfectionist.

Part No.	Description	Type	Price
LIP123	GM Factory Stepside	each	4.15



LI182

LI120

Part No.	Description	Type	Price
LI182	1929-42 (Originally issued March 2, 1942)	each	51.45
LI120	1929-50 (Originally issued April 1, 1950)	each	52.00

NOTE: Master Parts Catalogs were originally printed about every six months.

LI124



Paint Sheets

Lists the names and years of the various colors which were available from 1936 to 1966. No chips.

Part No.	Description	Type	Price
LI124	1936-66 Chevrolet	each	.50
LI142	1938-66 GMC	each	.50

MANUALS, MISCELLANEOUS



GMC Illustrated Parts Book

Excellent breakdown of the mechanical components of the 1/2 ton through 1-1/2 ton trucks. 200 pages.

Part No.	Description	Type	Price
LI193	1936-38 GMC	each	40.90



Pin Striping Blueprint

An exact large copy of a Chevrolet engineering blueprint from 1937. Shows proper location and sizes of pin stripes on hood and body. For the perfectionist. Also appropriate for 1938.

Part No.	Description	Type	Price
LI190	1937-38 Chevrolet	each	3.00



Pin Striping Sheet

Gives pin striping details on trucks between 1939-55 1st. Sketches and technical data for the perfectionist. Included in PT603 pin stripe kits.

Part No.	Description	Type	Price
LI158	Pin Striping Sheet	each	1.35



Modern Gasoline & Oil Official Guide

In this 60 page book author and early vehicle expert Randy Rundle explains how the changes to modern gasoline and engine oil have affected early vehicles, and what you need to do to protect your truck or car from these changes. A must have book for all pre-1980 vehicle owners.

Part No.	Description	Type	Price
LI584	For pre-1980 Vehicles	each	14.65



Rear Axle Overhaul Manual 1/2 Ton

A General Motors reprint detailing the rebuilding of a closed driveshaft differential assembly.

Part No.	Description	Type	Price
LI160	1941-54 1/2 Ton	each	8.35



"The Official 12 Volt Conversion Guide"

A step by step, 20 page guide to everything you need to know about changing a 6 volt electrical system to 12 volts.

Part No.	Description	Type	Price
LIP612		each	12.10



Mechanic's Study Guide Booklet


Available in the mid 1940's to Chevrolet mechanics. These 69 pages helped in preparing for the GM shop test. Hundreds of specialized questions with answers.

Part No.	Description	Type	Price
LI161	Chevrolet	each	6.85





MANUALS, MISCELLANEOUS Continued



Casting Number Guide

A Chevrolet booklet which allows you to identify cast iron mechanical parts by their permanent built-in numbers. 12 pages.

Part No.	Description	Type	Price
LI187	1929-42	each	3.15



Located in Mid - America!
No high shipping cost
to send accross the country.



1941

Chevrolet Newspaper

Newspaper featuring the 1941 Chevrolet truck. White paper stock and black ink. Given out by Chevrolet dealerships in 1941 to show the retail customers pictures and data on this new model. Very informative!. Shipped in protective tube.


Part No.	Description	Type	Price
LI145	Chevrolet, 1941	each	10.00



Service Bulletins

We now stock "exact" copies of the original monthly Chevrolet Service Bulletins that were issued to all dealers. These pamphlets discuss problem areas on new trucks and cars that may need attention by the dealership. Very informative! These are priced much less than most rare shop-worn originals. Sold in calender years only. (Remember, the last months of each year often feature many of the next year's vehicles.) Due to World War II, the 1942-45 bulletins are short years and are sold together.


Part No.	Description	Type	Price
LI546	1934	each	16.80
LI547	1935	each	16.80
LI548	1936	each	16.80
LI549	1937	each	16.80
LI550	1938	each	16.80
LI551	1939	each	16.80
LI552	1940	each	16.80
LI553	1941	each	16.80
LI555	1946	each	16.80



Chevrolet and GMC - How To Paint Your Car

Author Pat Ganahl unveils dozens of secrets that will help anyone paint their own car. From simple jobs to full-on, door jambs and everything paint jobs. Ganahl covers everything you need to know to get a great looking coat of paint on your car.

Part No.	Description	Type	Price
LI202	128 page color 8 1/2" x 11"	each	28.30



Rebuilding The Small Block Chevy

One of the best books on rebuilding the 265, 283, 327, and 350 small block V-8. Includes 650 photos to make your rebuilding a success. Shows performance upgrades, engine removal and installation, how to avoid costly mistakes, tips from master mechanics, selecting the correct parts, and getting quality machine work. A must if you will be restoring a small block Chevy. The detailed 150 pages will simplify your job and make communication with your mechanic much easier.


Part No.	Description	Type	Price
LI574		each	39.95



Casting Number Guide, Six Cylinder

Finally, we have found a listing of the GM casting numbers for six cylinders from 1929-89. This 126 page, pocket-size booklet lists the numbers on blocks, heads, intakes, exhausts, and water pumps. No more guessing at swap meets or salvage yards! Positively identify the six cylinder and parts. A must for the perfectionist.

Part No.	Description	Type	Price
LI181	1929-89	each	20.95



Automotive Wiring and Electrical Systems

This book solves the mysteries of automotive electricals and electronic systems. The basics of electrical principles, including voltage, amperage, resistance, and Ohm's Law, are revealed in clear and concise detail, so the enthusiast understands what these mean in the construction and repair of automotive electrical circuits. All the tools and the proper equipment required for automotive electrical tasks are covered. 8 1/2 x 11", 144 Pages, 380 color photos.

Part No.	Description	Type	Price
LI575		each	38.30



Chevrolet and GMC Speed Manual

A reprint of Bill Fisher's "California Bill" original edition of the 1954 speed manual. Details how the GM inline six was built for performance in the 1950's. Covers Chevrolet 216 and 235 plus GMC 228, 248, 270, and 302 engines. This is how they did it 40 years ago!

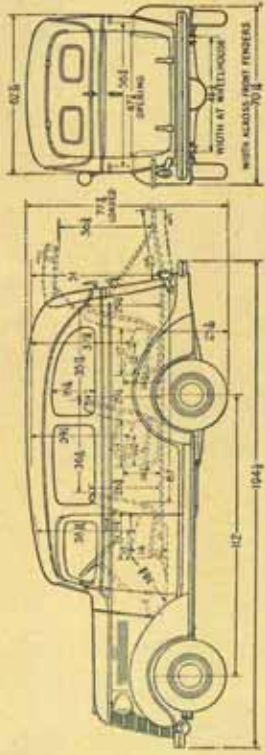
Part No.	Description	Type	Price
LI200		each	17.75




CARRYALL SUBURBAN

112-inch wheelbase

Here's an ideal unit for use for passengers or, alternatively, for transporting varied loads. Large tires, shock absorbers and upholstered seats complete the comfortable car. The seats are readily removed. The rear end is closed by a two-section door, hinged at the top and bottom.





General Motors Trucks



MECHANICAL

When you are in need of mechanical parts for your 1934-46 Chevrolet/GMC think of us. We are one of the country's leaders in providing parts that keep your "special truck" on the road. This mechanical section is the largest section in our catalog. From engine to differential we can help you.

BRAKE PARTS



ME1422



ME164

Master Cylinders

New, not re-manufactured. No core charge.

Part No.	Description	Type	Price
ME1422	1936-46 1/2 ton, 3 speed trucks. (1" bore) Mounts to truck vertically. Has plugged threaded hole for a stop light switch.	each	173.25
ME164	1936-47 Early Chevrolet and most GMC's. 3/4, 1, 1-1/2, and 2 ton (1-1/4" bore) Mounts to truck horizontally.	each	152.25



Master Cylinder Repair Kits

Part No.	Description	Type	Price
ME169	1936-50 1/2 ton (1" bore)	kit	28.00
ME319	1937-52 3/4 ton, 1938-52 1 ton, 1936-59 1-1/2 ton, and 1946-59 2 ton (1-1/4" bore)	kit	37.30

ME474



ME103



Master Cylinder Filler Caps and Boot

Part No.	Description	Type	Price
ME474	1937-46 1-5/8" thread diameter	each	10.25
ME103	1936-59 Rubber boot	each	5.20



ME130




ME131



Wheel Cylinders, New - Front

Part No.	Description	Type	Price
ME130	1936-50 1/2 ton, 1937-52 3/4 ton, 1937-42 1 ton, 1936-50 1-1/2 ton, and 1946-50 2 ton, (1-1/4" diameter) left or right	each	52.45
ME131	1946-52 1 ton, (1-3/8" diameter) left or right	each	68.95



New Chevrolet-Built CAB-OVER-ENGINE MODELS

Entirely designed and entirely built by Chevrolet . . . offering amazing new triple savings . . . the threefold economies of extra big load space, Chevrolet's new lower prices, and Chevrolet's exceptionally low operating costs. Ask your Chevrolet dealer for a demonstration—today!



ME773



34-46 SERIES

Wheel Cylinders, New - Rear

Part No.	Description	Type	Price
ME322	1936-50 1/2 ton, and 1936-45 3/4 ton with 11 inch brakes (1-3/16" diameter) left or right	each	52.45
ME131	1937-45 3/4 ton with 14 inch brakes, and 1946-52 3/4 ton all (1-3/8" diameter) left or right	each	68.95
MEW326	1936-50 1 1/2 and 2 ton, (1-1/2" diameter) left or right	each	94.45
ME773	1946-52 1 ton (1-3/8" diameter) left or right	each	83.95

ME138



ME513

Brake Shoes with New Linings

We stock a complete line of the older style Hucks brake shoes as used on 1936-50 1/2 ton and 1936-52 larger trucks as well as the later Bendix style shoes. If you have a larger truck measure the shoes to be sure of the correct size you need. Measurements below relate to width and length of shoe facing. Remove all hardware!

Part No.	Description	Type	Price
ME138	1936-50 1-3/4" x 11" For 1/2 ton front or rear plus 1936-52 3/4 ton fronts (No core charge)	set	62.95
ME1431N	2" x 12" 1946-52 3/4 ton rear and 1946-52 1 ton front,	set	110.95
ME513	2" x 14" 1946-52 1 ton rear and 1946-52 1 1/2 ton front, Must have core! Made in the USA!	set	239.95
MEB514	2-1/2" x 14" Larger trucks, Must have core! Made in the USA!	set	239.95
MEB515	3" x 16" Larger trucks, Must have core! Made in the USA!	set	245.95

ME134



Wheel Cylinder Repair Kits

Part No.	Description	Type	Price
ME134	1936-50 1/2 ton and 1936-52 3/4, 1, 1-1/2 and 2 ton "front" (1-1/4" bore)	kit	20.95
ME335	1936-50 1/2 ton, 1936-43 3/4 ton with 11" brakes rear (1-3/16" bore)	kit	19.90
ME338	1937-45 3/4 ton with 14" brakes, 1946-52 3/4 and 1 ton rear, and 1946-52 1 ton front (1-3/8" bore)	kit	15.75
ME935	1936-50 1-1/2 and 2 ton rear (1-1/2" bore)	kit	24.95

NOTE: Except for ME138, we must have your cores.



Wheel Cylinder Bleeder Screws

Part No.	Description	Type	Price
ME135	Steel, as original	each	2.65





BRAKE PARTS, Continued



Brake Hardware Kit

This kit replaces all return spring, adjusting hole plug, Brake shoe retaining cone spring with "J" hook, brake shoe pin retaining warped washers small and large.

Part No.	Description	Type	Price
MEB171	1936-50 1/2 ton	kit	129.80



Brake Hose - Front and Rear

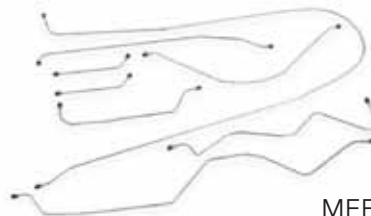
Trucks require two front and one rear hose.

Part No.	Description	Type	Price
ME136	1936-59 Front and Rear	each	18.85



Brake Hose Securing Clip, Zinc Plated

Part No.	Description	Type	Price
MEB100	All years	each	1.05



MEE215

Brake Lines, Correct 1/4" Diameter

Formed and flared with fittings. Currently only 1/2 ton applications.

Part No.	Description	Type	Price
MEE215	1936 Chevrolet and GMC 1/2 ton short bed, OE steel, 6 piece set	set	181.00
MEE213	1936 Chevrolet and GMC 1/2 ton short bed, stainless, 6 piece set	set	204.75
MEE214	1937-40 Chevrolet and GMC 1/2 ton short bed, OE steel, 7 piece set	set	168.02
MEE216	1937-40 Chevrolet and GMC 1/2 ton short bed, stainless, 7 piece set	set	194.25
MEE226	1941-46 Chevrolet and GMC 1/2 ton short bed, OE steel, 7 piece set	set	168.02
MEE225	1941-46 Chevrolet and GMC 1/2 ton short bed, stainless, 7 piece set	set	194.25

NOTE: These long brake hoses are easily straightened from a wide bend in shipping to save you freight.



Brake Line Division Blocks

We now stock the more in demand brass blocks used on your early GM truck brake system. These are usually found where metal brake lines changed diameters or connected to rear wheel cylinder.

Part No.	Description	Type	Price
MEE249	1936-50 All and 1951-65 3/4 thru 2 ton	each	20.95

NOTE: Attaches to right rear axle housing where rubber brake hose meets two metal lines. Has necessary grooves on each side to allow attachment.



MEE246



MEE244



Rear Wheel Cylinder Block

Fits between rear wheel cylinder and axle brake line. Two per truck. Use your original securing hollow bolt (or MEE244) that transfers brake fluid from line to wheel cylinder.

Part No.	Description	Type	Price
MEE246	1936-50 All and 1951-55 3/4 thru 2 ton 1960-63 3/4 and 1 ton	each	20.95
MEE244	1936-1950 Block Attaching Bolt and copper washers, Rear	each	10.45

ME146



Brake Shoe Return Springs

For original "Hucks" type brakes.

Part No.	Description	Type	Price
ME146	1936-50 1/2 ton front or rear and 1937-52 3/4 ton front (9/16"x 6") zinc plated	each	4.15
ME148	1936-52 front and rear (5/8"x 7 9/16")	each	13.15
MEB147	1946-52 front and rear (5/8"x 7")	each	16.30

MEB324



Brake Shoe Pin Retaining Warped Washers

Part No.	Description	Type	Price
MEB324	1936-50 Small 1/2" dia.	each	1.95
MEB325	1936-50 Large 15/16" dia.	each	2.50



Brake Shoe Retaining Cone Springs

Part No.	Description	Type	Price
ME340	1936-48 With retaining "J" hooks (per wheel)	set	6.25

MEB146



ME145



Brake Adjustment Hole Plugs

Fits in small rectangular holes in backing plate.

Part No.	Description	Type	Price
MEB146	Metal snap in type, exact as GM made them.	each	3.45
ME145	Rubber push-in type	each	3.10



MEB452

Park Brake Cables

Part No.	Description	Type	Price
MEB452	1936 1/2 ton (one year)	pair	204.75
ME286	1937-46 1/2 ton short bed (metal wrapped as original)	each	84.01
MEB287	1937-46 1/2 ton short bed (vinyl cover replacement)	each	65.65
MEB285	1937-45 3/4 ton (6 bolt wheels) 11" brakes (metal wrapped as original)	each	67.75
MEB284	1937-45 3/4 ton (6 bolt wheels) 14" brakes (metal wrapped as original)	each	67.75
MEB286	1946 3/4 ton (8 bolt wheels) (metal wrapped as original)	each	67.75



Park Brake Cable Pulley

Allows cable to turn 90 degrees.

Part No.	Description	Type	Price
MEB288	1937-46 (3" diameter with bolt)	each	11.95



BRAKE PARTS, Continued



Park Brake Cable Boot

Keeps water and dust from getting into the cable and outer metal conduit. Secured by the low dip in metal conduit.

Part No.	Description	Type	Price
ME159	1936-59	pair	3.95



Park Brake Cable to Backing Plate Felt Gaskets

Presses against backing plate.

Part No.	Description	Type	Price
ME161	1937-55 1st	pair	5.00



Park Brake Cable Clip

Part No.	Description	Type	Price
ME168	1936-50 1/2 ton and 1947-52 3/4, and 1 ton. Fits on rear of cable	each	8.35

NOTE: Squeeze end and ball on cable end is held securely.



Park Brake Lever Squeeze Handle Spring

Part No.	Description	Type	Price
ME436	1929-59 All models with vertical hand lever	each	6.85



Brake Drums

Part No.	Description	Type	Price
MEB125	1936-50 Front 1/2 ton and 1936-45 3/4 ton (includes 6 studs)	each	173.25
MEB130	1936-50 Rear 1/2 ton, 1937-45 3/4 ton (without studs 6 studs)	each	173.25
MEB126	1946-52 Rear 3/4 ton (8 lug wheels)	each	156.45



Wheel Bearings with Race - Front

Part No.	Description	Type	Price
ME171	1929-59 1/2 ton outer	each	41.75
ME390	1936-52 3/4, 1, and 1-1/2 ton inner	each	131.25
ME391	1936-52 3/4, 1, and 1-1/2 ton outer	each	54.40
ME170	1941-59 1/2 ton inner	each	105.00
MEB992	1946-Mid 49 2 ton inner (1 9/16" inside diameter)	each	169.01



ME392



Wheel Bearings with Race - Rear

Part No.	Description	Type	Price
ME172	1933-62 1/2 ton and 1936-39 3/4 ton outer	each	58.30
MEB994	1936-57 1-1/2 ton outer, single speed axle	each	90.95
MEB995	1936-57 1-1/2 ton inner, single speed axle	each	150.25
ME392	1946-72 3/4 and 1 ton outer	each	50.15
ME435	1946-72 3/4 and 1 ton inner	each	53.95



Spindle Castellated Nut

Threads on spindle and secures wheel bearings. Allows use of required cotter pin.

Part No.	Description	Type	Price
ME504	1941-72 1/2 ton 3/4" x 20 threads	each	3.10

ME798



Wheel Seals - Front

Part No.	Description	Type	Price
ME147	1929-40 1/2 ton	each	23.65
ME309	1935-59 3/4, 1, and 1-1/2 ton	each	18.85
ME343	1941-59 1/2 ton	each	16.75
ME798	1940-Early 49 2 ton	each	19.45

HP508S



Wheel Seals - Rear

Part No.	Description	Type	Price
ME149	1933-62 1/2 ton and 1933-45 3/4 and 1 ton, (o.d. 2 3/4")	each	29.15
ME304	1946-72 3/4 and 1 ton, (o.d. 3 15/16")	each	11.30
ME677	1937-59 1-1/2 ton and 1936-53 2 ton	each	38.80
HP508S	1941-59 Front Roller Wheel Bearing	pair	26.20



CLUTCH AND TRANSMISSION



Clutch Disc - New Replacement

No core charge on 1938-53. (No new 1936-1937 GMC)

Part No.	Description	Type	Price
MEE256	1938-53 1/2 ton, 9" normally with 3-speeds	each	74.95
MEE257	1938-53 1/2 ton, 10 3/4" normally with 4-speeds	each	84.95

ME405



Clutch Disc - Rebuilt General Motors Original

Plus core charge.

Part No.	Description	Type	Price
MEE182	1936-38 GMC, 9 7/8"	each	150.00
MEE180	1934-37 Chevy 1/2 ton, 9"	each	150.00
ME104	1938-53 1/2 ton, 9" normally with 3-speeds. Not 1938 GMC. Made in the USA! Must have your core!	each	136.00
ME405	1938-53 1/2, 3/4, 1, 1-1/2, and 2 ton, 10-3/4" normally with 4-speeds (for 9 bolt pressure plate). Made in the USA! Must have your core!	each	144.40

Jim Carter
 1934-72 TRUCK PARTS
 info@oldchevytrucks.com
 1.800.842.1913
 fax 1.800.262.3749
 1508 East 23rd St. S.
 Independence, MO 64055

Let's talk... Trucks!
 oldchevytrucks.com



34-46 SERIES

CLUTCH AND TRANSMISSION Continued



MEE289



ME109

Clutch Pressure Plates - Rebuilt

Made in the USA!

Diaphragm type. Plus core charge.

Part No.	Description	Type	Price
ME109	1938-53 1/2 ton, 9" normally with 3-speeds. Not 1936, 1937 or 1938 GMC. Must have your core!	each	145.95
ME407	1938-53 1/2, 3/4, 1, 1-1/2, and 2 ton, 10-3/4" normally with 4-speeds (9 bolts holding it to flywheel). Must have your core!	each	178.50
MEE289	1936-38 GMC, 10" 3 fingers (not diaphragm) Not Chevrolet Must have your core.	each	199.50
MEE288	1934-37 Chevrolet 1/2 ton, 9", Not GMC. Must have your core.	each	199.50



Throw-Out Bearing Retainer Plate Springs

Connects the three meeting points of pressure plate forks to 2 3/4" bearing plate.

Part No.	Description	Type	Price
MEE179	1934-36	set of 3	19.45



Clutch Release Bearing

Part No.	Description	Type	Price
ME113	1938-72 Throwout bearing with housing. (1-7/8" long) Not 1938 GMC	each	36.75



Clutch Alignment Tool

Part No.	Description	Type	Price
MEE242	10 spline	each	7.30



Clutch Pedal Pull-Back Spring

Part No.	Description	Type	Price
ME112	1932-40	each	7.95

ME518



Clutch Release Fork Ball

Threads into bellhousing as original.

Part No.	Description	Type	Price
ME518	1938-59 Six cylinder, 7/16" x 20" male thread	each	15.25
ME515	Clutch Release Fork Ball 1931-37 Trucks & Cars	each	24.10



Clutch Release Fork Ball Retaining Spring Clip

Part No.	Description	Type	Price
ME458	1938-72 Fits in clutch release fork	each	9.95



Clutch Pedal Toeboard Bumper

Just like GM made them. Your two fasteners secures perfectly to the holes in your toeboard.

Part No.	Description	Type	Price
ME761	1937-46 Floor board bushings	each	9.20



Transmission Shift Repair Insert and Compression Spring

Removes wear from original tower for a tighter shift. Brass. Stops your knuckles from touching dash when you shift to second gear! Does not require transmission removal!

Part No.	Description	Type	Price
MET136	1937-47 3-speed floor shift	each	20.95



Clutch Pilot Shaft Bushings and Bearings

Presses into back of crankshaft.

Part No.	Description	Type	Price
ME479	1940-72 Chevrolet, bushing,	each	5.00
ME717	1931-39 Chevrolet and 1939-59 GMC, bearing	each	45.70



Clutch and Brake Pedal Shaft Bushings

Part No.	Description	Type	Price
ME114	1929-46	pair	17.80



Transmission Overhaul Gasket Set

Part No.	Description	Type	Price
ME118	1938-54 3-speed	set	21.95
MEE121	1939-47 4-speed	set	27.50



4 Speed Lever Reverse Spring

Fits below the shift knob and allows transmission to be put in reverse by driver's finger. Limited supply.

Part No.	Description	Type	Price
MET137	1929-47 4-speed	each	26.00




Transmission Bearings

Part No.	Description	Type	Price
ME303	1932-36 3-speed, front input shaft bearing	each	46.20
ME301	1938-67 3-speed, front main input shaft bearing	each	71.15
ME302	1937-54 3-speed, rear main shaft bearing	each	52.25



CLUTCH AND TRANSMISSION Continued



Transmission Flywheel Ring Gear

Part No.	Description	Type	Price
MEE498	1936-38 GMC, 6 volt, 145 teeth, 13 1/2" ID	each	178.25
MEE495	1937-54 6 volt, 139 Teeth	each	62.50
MEE496	1955-69 12 volt, 168 Teeth	each	30.45

NOTE: Heat ring, place on bare, room temperature flywheel, allow to cool. It will shrink tight.



Synchronizer Brass Ring Replacement

Part No.	Description	Type	Price
MEE184	1937-54 Synchronizer Brass Ring Repair for 3 speed Trans.	each	35.45

NOTE: Saves your original instead of finding a very rare new old stock complete synchronizer.



Transmission Needle Bearings, 3-Speed

Part No.	Description	Type	Price
ME729	1940-54 Between cluster gear and countershaft	set	13.40



Clutch Pedal Release Rod

Connects clutch pedal assembly to clutch release assembly.

Part No.	Description	Type	Price
ME768	1947-59	each	18.40



Transmission Small Parts Kit

Includes needle bearings, thrust washers, snap rings, etc.

Part No.	Description	Type	Price
MET150	1940-54 3-speed only	kit	66.95

MET110



Transmission Front Bearing Retainer

Part No.	Description	Type	Price
MET110	1946-47 4 Speed (casting #591605)	each	47.80
MET111	1938-46 4 Speed (casting #591327)	each	47.80

COOLING SYSTEM



Manufactured for Jim Carter Truck Parts



Radiator, Copper.

Now available! A complete new radiator, not re-cored. For the original six cylinder Chevrolet pickup. Correct 3 tube row brass construction as was provided by GM for proper cooling. Gives the correct original look with original inlet and outlet angles.

Part No.	Description	Type	Price
MER810	1941-46 1/2 and 3/4 ton 3 core	each	595.00



Radiator Support Core Mount Pads

Part No.	Description	Type	Price
ME731	1940-46 Chevrolet and GMC (fits at sides)	pair	2.50



ME197



Radiator Hose Clamps

Original flat type very close to those used by GM.

Part No.	Description	Type	Price
ME197	1937-55 1st 216 engine, upper	each	2.90
ME1981	1937-53 216 engine, lower	each	4.15



ME2811



ME465

Radiator Hose

New black reinforced rubber to perfectly fit your truck.

Part No.	Description	Type	Price
ME2811	1934-36 Straight upper hose	each	9.40
ME2812	1937-46 Straight upper hose	each	9.40
ME465	1937-46 One metal angle with pair of straight rubber hoses plus four clamps. Factory correct	set	36.75



Radiator Overflow Tank

An "exact" copy of an early Chevrolet accessory. Anti-freeze is pulled back into radiator when cooling.

Part No.	Description	Type	Price
MER815	1937-1955 Chevy/GMC Accessory. Attaches to firewall. About one quart capacity.	kit	136.00



ME270



ME196



MEE490

Thermostat and Radiator Caps

Part No.	Description	Type	Price
MEE490	1937-66 180 degree	each	11.50
ME270	1937-46 Non-pressure type	each	13.60
ME196	1937-46 4 pound rating (for pressure system only)	each	11.50



**COOLING SYSTEM
Continued**



Radiator Petcock

Part No.	Description	Type	Price
ME7401	With brass 1/8" pipe thread	each	8.35
ME740	With brass 1/4" pipe thread	each	8.35



Temperature Gauge Reduction Bushing

For reducing size of hole in head (that once had an electric unit) when placing a 1955 and newer 235 engine in a 1954 and older truck. Accepts mechanical heat tube from dash gauge.

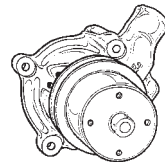
Part No.	Description	Type	Price
ME275	1955 and newer engine. Chevrolet only	each	7.65



Water Pumps - New

No core charge.

Part No.	Description	Type	Price
ME280	1941-52 Chevrolet with 5/8" groove pulley	each	133.90



Water Pump with Short Shaft

Used when installing a 1955-62 235 engine in a 1937-55 Chevrolet truck. Eliminates the need to move the radiator forward. Includes proper narrow pulley with 3/8" groove. (Over a thousand sold! They work great.) No core.

Part No.	Description	Type	Price
REME205	Chevrolet, 4" diameter	each	169.95



If you prefer the pulley to be 7 1/4" diameter, to slow fan RPM as GM used, we have the complete assembly. Recommended especially for the low ratio differential on large trucks with the later 235 installed.

Part No.	Description	Type	Price
MEE391	Chevrolet, 7 1/4" diameter	each	194.95



Water Pump Adapter Plate

When placing a 1955-62 Chevrolet in-line six cylinder in a 1954 and older truck some do not want a modified "short shaft" low position water pump. If you prefer the high position 216 water pump in the stock location, this adapter plate is for you. Note: Requires drilling two 5/16" diameter holes in front engine block 3/4" deep and then tap new threads.

Part No.	Description	Type	Price
MEE390	Adapter plate for ME280	each	56.65

Water Pump Graphite Packing

Stops leaks around shaft of these early pumps.

Part No.	Description	Type	Price
ME830	1926-36 Chevrolet	set	6.30



Fan - Correct 15" Overall Length (1/2 ton extra)

Part No.	Description	Type	Price
MEE243	Fits 216 Engine. This 15" unit also required on REME205 short shaft water pump above.	each	36.25
MEE278	Fits 216 engine. This 18" unit came original on 1 1/2 and 2 ton truck. Pulls much extra air and overcomes some partial clogged radiators on half tons. Available August 2024	each	48.50

DRIVE SHAFT AND DIFFERENTIAL PARTS



Carrier Bearings and Cushion

Part No.	Description	Type	Price
ME397B	1940-56 1/2 ton, inner axle carrier bearing	each	49.90
ME397R	1940-56 1/2 ton, inner axle carrier bearing race	each	20.50
MEB272	1946-72 3/4 and 1 ton, inner axle carrier bearing and race	each	59.85
ME399	1946-53 3/4 ton, drive shaft carrier bearing	each	41.50
ME467	1941-53 3/4 ton, drive shaft carrier bearing rubber cushion	each	14.45



Fan Belts

Part No.	Description	Type	Price
ME208	1937-52 Chevrolet. For 5/8" groove pulley	each	16.75
MEE241	1939-59 GMC. For 3/8" groove pulley	each	28.90
MEE240	1939-59 GMC. For 5/8" groove pulley	each	23.90
ME875	1937-55 Chevrolet. For short shaft water pump REME205	each	16.30
ME209	1953-62 Chevrolet. For 3/8" groove pulley	each	18.85



Pinion Seal for Differential Housing

Part No.	Description	Type	Price
ME728	1941-45 3/4, 1, and 1-1/2 ton	each	13.65
ME427	1946-65 3/4, 1, and 1-1/2 ton	each	19.90



1939 Chevrolet 1-1/2 ton

NOTES



DRIVE SHAFT AND DIFFERENTIAL PARTS Continued



Pinion Bearing and Race

Part No.	Description	Type	Price
MEP394	1930-39 1/2 ton, front pinion bearing (double roller)	each	83.50
ME395	1940-54 1/2 ton, front pinion (double roller)	each	131.25
ME396	1936-54 1/2 ton, rear pinion	each	95.00
MEP397	1946-72 3/4 and 1 ton, front pinion assembly consists of a pair of bearings and matching race	set	418.95



Differential Housing Cover Bolt Washers

Special copper coated "crush washers" used under bolt heads that secure inspection plate. These were used by GM to prevent leakage of differential grease when using a lock washer.

Part No.	Description	Type	Price
MEE550	1/2 ton (copper coated)	each	1.70



Differential Housing Cover Gaskets

Part No.	Description	Type	Price
ME292	1933-62 1/2 ton (For 10 bolt covers)	each	14.45
ME549	1946-72 3/4 and 1 ton	each	14.45



Differential Inspection Chrome Cover

This 10 bolt cover includes gasket and drain plug. For a little extra "flash" the cover and plug have been polished and chrome plated. They will be quickly noticed by the following traffic!

Part No.	Description	Type	Price
HP245	1933-62 1/2 Ton	kit	73.45



Universal Joint Repair Kit

Connects the front and rear yolk on closed drive shaft systems.

Part No.	Description	Type	Price
ME453	1941-54 1/2 ton only, 3 and 4-speed	each	73.00



Universal Joint Lock Clip

Replaces the bolt head retaining "bend over" clip between the 2 yolks.

Part No.	Description	Type	Price
ME690	1940-54 1/2 ton only, 3 and 4-speed (included in ME453)	each	3.10



Universal Joint Lock Clip Bolt.

Part No.	Description	Type	Price
MES104	1940-54 1/2 ton (hardend steel)	each	3.40

ME124



Universal Joint Housing and Bell Gasket Sets

Part No.	Description	Type	Price
ME124	1935-54 1/2 ton, short bed	set	23.05
ME820	1937-54 GMC only. 1/2 ton, long bed	set	36.25



Drive Shaft Extension, GMC Only.

Handmade in the USA!

Finally an exact heat treated replacement of the approximate 8 inch drive shaft used on the GMC long bed 1/2 ton. Limited production.

Part No.	Description	Type	Price
ME470	1937-54 GMC 1/2 ton long bed	each	603.75

ME125



ME127



Drive Shaft Bushing and Seal Assemblies

Stop drive shaft and U-joint whip which causes leaking transmission grease into the differential. No need to remove drive shaft or tear down differential. Just drive in this new assembly after removing the old front bushing and seal. Instructions included. Invented in the 1960's to save repair time.

Part No.	Description	Type	Price
ME125	1940-50 1/2 ton (Not long bed GMC)	each	89.25
ME127	Bushing removal tool	each	73.00



Drive Shaft Extension Bearing

Used with ME470.

Part No.	Description	Type	Price
ME470B	1939-54 GMC 1/2 ton long bed	each	73.25

NOTE: We give a 50% refund with a gift certificate towards parts on ME127 if there is no damage to the removing tool!

ME468



Drive Shaft Original Torque Tube Seal Only

Fits in end of short tube extension beside front drive shaft bushing.

Part No.	Description	Type	Price
ME126	1940-50 1/2 ton	each	16.30
ME468	1937-54 3/4 and 1 ton	each	17.80

Featured Truck of the Month - October 2018



1937 GMC 1/2 Ton
Larry Shisler - Wisconsin



34-46 SERIES

ENGINE ELECTRICAL

REME425



Starters 6 Volt - Rebuilt

Rebuilt by one of the most experienced rebuilders in the Midwest!

Part No.	Description	Type	Price
REME742	1934-36 6 volt	each	210.50
REME743	1937 6 volt One year only	each	283.50
REME425	1938-55 1st 6 volt. With foot switch on top	each	330.75
REME428	1938-55 1st 6 volt. Solenoid style from car	each	330.75

* Must have your core for faster shipping!

NOTE: REME428 is used if you wish to start your truck from a push button and not use original floor start button. Inquire for 12 volts. Yes, we have them!



Starter - 6 Volt with 12 Volt Internals!

When you change to a 12 volt battery and prefer to not keep a 6 volt starter to match your 6 volt flywheel ring gear! We now have this special remade starter to solve this concern. You still use the ring gear and 6 volt starter drive but it operates on 12 volts. New in the market!!

Part No.	Description	Type	Price
REME430	1938-55 1st 12 volt w/6 volt housing	each	330.75
MEC536	Core Charge	core	90.00

ME911



ME763

Starter Drive Spring and Drive

Part No.	Description	Type	Price
ME911	1934-37	each	19.90
ME763	1938-55 1st For 6 volt starter	each	31.00



Starter Pedal Return Spring and Clip

Part No.	Description	Type	Price
ME401	1938-59 six cylinder	each	7.30

12 Volt Generator

Part No.	Description	Type	Price
REME450	1955-62 Short 12 volt	each	267.75
REME450L	1955-62 Long 12 volt	each	267.75



REME733

Generators - Rebuilt Chevrolet

Rebuilt by one of the most experienced rebuilders in the Midwest!

Must have your core!

Part No.	Description	Type	Price
REME733	1929-39 6 volt. When newer type cutout is used on top of generator. Limited availability.	each	257.25
REME4497	1940-52 6 volt. 7" with 5/8" groove pulley	each	267.50
REME4498	1940-52 6 volt. 8" with 5/8" groove pulley	each	267.75

NOTE: MUST have your core so we can then provide fast turnout.

NEW!

6 and 12 Volt Alternators on page 69!



Distributors - Rebuilt

Part No.	Description	Type	Price
REME227C	1937-53 Chevrolet and 1939-53 GMC	each	236.25
REME226C	1954-62 Chevrolet and 1954-59 GMC	each	236.25

* Must have your core for faster shipping!



Distributor Vacuum Advance

Quality zinc plated surface, truck only.

Part No.	Description	Type	Price
ME253	1939-62 Chevrolet and 1939-59 GMC Inline six cylinder	each	52.00

NOTE: Will also fit 1937-38 Chevy.



ME452

Spark Plugs

Part No.	Description	Type	Price
ME452	1937-40 Chevrolet and 1939-59 GMC, 13mm size	each	5.20
ME451	1941-48 Chevrolet, 10mm size	each	5.20

ME293



ME294



Distributor Cap

Part No.	Description	Type	Price
ME293	1933-53 Chevrolet 216 engine and 1939-59 GMC (2" tall)	each	18.40
ME294	1954-62 Chevrolet 235 inline six cylinder and 1954 59 GMC 2 3/4" tall.	each	20.90



ME384

Distributor Point Sets

Part No.	Description	Type	Price
ME384	1933-53 Chevrolet and 1939-59 GMC (2 1/8" long)	each	21.55
ME385	1954-62 Chevrolet (1 3/4" long)	each	22.60

ME381



ME382



Distributor Rotor

Part No.	Description	Type	Price
ME381	1933-53 Chevrolet and 1939-53 GMC	each	9.95
ME382	1954-62 Chevrolet inline six cylinder	each	9.95



ME387



Distributor Condensers

Part No.	Description	Type	Price
ME387	1933-62 Chevrolet	each	10.45
ME389	1939-59 GMC	each	15.25

ENGINE COMPONENTS



Engine Hand Crank *Made in the USA!*

Originally an option. Used when hand starting engine if battery is low.

Part No.	Description	Type	Price
MEE506	1932-52 Pickup and big truck	each	84.10



Motor Mount Kit - Front. *Made in the USA!*

For six cylinder engines, includes steel housing and cover, rubber mount, bolts, and etc..

Part No.	Description	Type	Price
ME534	1937-54 216/235	each	73.45



Motor Mount Shield

The sheet metal cover that protects the front rubber mount from engine oil leaks. Curved at front to not touch crank pulley. An item that is usually missing. Included in ME534

Part No.	Description	Type	Price
ME533	1932-55 1st Chevrolet and 1939-59 GMC six cylinders	each	28.30



ENGINE COMPONENTS Continued



Motor Mount - Front

For six cylinder engines, this motor mount fits in your original steel housing. Included in ME534.

Part No.	Description	Type	Price
ME216	1932-55 1st and 1939-55 GMC	each	19.45



ME217



ME218

Motor Mounts - Rear (per side)

For six cylinder engines.

Part No.	Description	Type	Price
ME217	1937-47 (3": wide)	each	27.30
ME218	1948-53 1/2 ton only, 2" wide	each	20.95



Valve Cover Stud Top Seals

Stops oil leaks around securing stud.

Part No.	Description	Type	Price
ME214	1934-53 Chevrolet 216 engine and 1939-59 GMC	pair	2.05



Valve Cover Acorn Nuts

For securing cover to head. Non-polished stainless steel. Looks original!

Part No.	Description	Type	Price
ME213	1934-53 Chevrolet 216 engine and 1939-59 GMC	pair	7.30



ME475

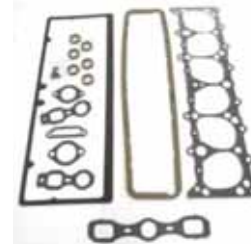


ME721

Engine Gasket Sets (6 Cylinder)

Quality gaskets.

Part No.	Description	Type	Price
ME475	1935-36 Chevrolet 207 engine	set	299.95
ME210C1	1937-53 Chevrolet 216 engine and 1941-49 Chevrolet 235 low pressure engine	set	131.20
ME721	1938 GMC 223 (Pontiac engine), 1/2 ton only	set	320.25
ME210G1	1939-59 GMC 228, 236, 248, and 270 engine	set	159.92



ME211C1

Valve Job Sets

Part No.	Description	Type	Price
ME211C1	1937-53 Chevrolet 216 engine and 1941-49 Chevrolet 235 engine	set	106.00
ME211G1	1939-59 GMC 228, 236, 248, and 270 engine	set	99.95



ME365

Side Cover Sets

Part No.	Description	Type	Price
ME365	1935-36 Chevrolet 207 engine	each	26.20
ME3651	1937-53 Chevrolet 216 engine and 1941-49 Chevrolet 235 engine	set	26.20
ME3652	1950-53 235 & 1954-1962 261 engine	each	26.20
ME366	1939-59 GMC 228, 236, 248, and 270 engine	each	26.20



ME7341

Timing Cover Sets

Includes gaskets and crankshaft seal!

Part No.	Description	Type	Price
ME734	1940-53 Chevrolet 216 engine and 1941-62 Chevrolet 235 engine	set	21.90
ME7341	1939-59 GMC 228, 236, 248, and 270 engine	set	21.90



ME255C1

Manifold (Between Head and Manifolds)

Part No.	Description	Type	Price
ME3673	1935-36 Chevrolet 207 engine	each	24.70
ME255C1	1937-53 Chevrolet 216 engine and 1941-49 Chevrolet 235 engine	set	23.05
ME255G1	1939-59 GMC 228, 236, 248, and 270 engine, except 1950-54 GMC 270 engine	set	23.05



ME771

Oil Pan Sets

Part No.	Description	Type	Price
ME771	1935-36 Chevrolet 207 engine	set	20.95
ME116C	1937-39 Chevrolet 216 engine	set	20.95
ME116C1	1940-53 Chevrolet 216 engine and 1941-55 1st Chevrolet 235 engine	set	23.05
ME116G1	1939-59 GMC 228, 236, 248, and 270 engine	set	25.15



ME237

Engine Intake Rings

Fits between head and manifold. (set of 3) *Made in the USA!*

Part No.	Description	Type	Price
ME236	1934-53 Chevrolet 207 and 216 engine, 1941-49 Chevrolet 235 engine, and 1939-59 GMC engine	set	8.15
ME237	1950-62 Chevrolet 235 and 1954-59 GMC 302 engine	set	8.15

ME212C1



Valve Cover Sets

Part No.	Description	Type	Price
ME772	1935-36 Chevrolet 207 engine	set	16.32
ME212C1	1937-53 Chevrolet 216 engine and 1941-53 Chevrolet 235 engine	set	19.90
ME212G1	1939-59 GMC 228, 236, 248, and 270 engine	set	20.95



ME367

Manifold (Between Intake and Exhaust)

Part No.	Description	Type	Price
ME367	1937-53 Chevrolet 216 engine, 1941-49 Chevrolet 235 engine, 1939-59 GMC 228 and 248 engine, 1942-46 GMC 236 engine, and 1939-59 GMC 270 engine	each	4.75
ME3671	1950-62 Chevrolet 235 high pressure engine and 1954-62 Chevrolet 261 engine.	each	6.25



**ENGINE COMPONENTS
Continued**



Carburetor To Manifold Gasket

Fits between carburetor and intake manifold. 2 1/2" between bolt holes.

Part No.	Description	Type	Price
ME446	1934-36 Chevrolet 207 engine, 1937-53 Chevrolet 216 engine, 1939-59 GMC 228, 236, 248, and small port 270 engine	each	6.25
ME447	1950-62 Chevrolet 235 and 261	each	6.25

HP536



MEE325

Thermostat Gaskets

Part No.	Description	Type	Price
HP536	1937-62 Housing to head, rectangular	each	2.65
MEE325	1937-62 Thermostat cover to housing, round	each	3.10



Valve Stem Oil Seals

Oil burning in your Chevrolet engine is often due to deteriorated valve stem seals. These seals are inexpensive and not difficult to install. Set includes umbrella and O-ring.

Part No.	Description	Type	Price
ME5521	1941-72 Six cylinder, 216, 235 & 250 engine (set of 12)	set	8.35



Crankshaft Rear Main Seals

Part No.	Description	Type	Price
ME683	1940-53 Chevrolet 216 engine, 1941-62 Chevrolet 235 engine, and 1954-62 Chevrolet 261 engine, original rope type	set	28.18
ME6831	1940-62 6 Cyl 216, 235, 261 Chevrolet Neoprene replacement	each	54.49
ME6832	1939-59 GMC 228, 236, 248, 270, and 302 engine, rope type	set	27.13



ME242

Rocker Arm Shaft-Chevrolet

Part No.	Description	Type	Price
ME241	1937-39 216 engine, two per engine (with bushings)	pair	73.00
ME242	1940-53 216 engine, 1941-62 235 engine, and 1954-62 261 engine, two per engine	each	62.95



Push Rods

Solid lifter type for truck engines.

Part No.	Description	Type	Price
ME243	1941-72 Six 1940-53 Chevrolet 216 engine, 10-7/16" long x cylinder, 216, 235 & 250 engine (set of 12)	each	17.80
ME2441	1954-62 Chevrolet 235 and 261 engine and 1941-59 GMC 248, 270, and 302 engine, 10-9/16" long	each	15.70



Lifters

Mechanical.



Part No.	Description	Type	Price
ME507	1940-53 Chevrolet 216 engine, 1941-55 Chevrolet 235 engine, 1939-55 GMC 228, 248 and 270 engines	each	23.05

NOTE: Often called "milk can" lifters.



Camshafts

Six cylinder with mechanical lifters.

Part No.	Description	Type	Price
ME510	1937-53 Chevrolet 216 engine	each	299.50



Camshaft Thrust Plates

Fits between camshaft and gear.

Part No.	Description	Type	Price
ME990	1939-59 GMC six cylinder	each	33.95



Camshaft Bushings

All with approx. 2" I.D. journals.

Part No.	Description	Type	Price
ME658	1937-53 Chevrolet 216 engine, 1941-54 Chevrolet 235 engine, 1954 Chevrolet 261 engine, 1939-59 GMC 228 and 248 engine, 1939-62 GMC 270 engine, and 1952-59 GMC 302 engine	set	49.99



ME246

Valves - Intake

Part No.	Description	Type	Price
ME246	1941-53 Chevrolet 216 engine and 1941-49 Chevrolet 235 engine	each	18.40



MEE125



ME249

Valves - Exhaust

Part No.	Description	Type	Price
MEE125	1941-49 Chevrolet 216 and 235. (30°)	each	18.65
ME249	1939-51 GMC 228 and 248 engine (1/2 dome pistons)	each	20.50



Valve Seats - Exhaust, Hardened

Part No.	Description	Type	Price
MEE126	1937-53 Chevrolet 216	each	4.20

NOTE: When you have a concern of wearing down the original valve seats due to lack of lead in modern gasoline. Used on exhaust valves only.





**ENGINE COMPONENTS
Continued**



ME524



MEE124

Valve Guide

Part No.	Description	Type	Price
ME524	1941-62 Chevrolet 216 and 235 engine, intake	each	4.20
ME525	1941-62 Chevrolet 216 and 235 engine, exhaust	each	4.20
MEE124	1939-59 GMC six cylinder, intake and exhaust specify engine (special order)	each	5.95



ME439A

Timing Gears - Camshaft

Part No.	Description	Type	Price
ME439F	1937-62 Chevrolet and 1939-59 GMC. Fiber, for quieter operation	each	62.95
ME439A	1937-62 Chevrolet and 1939-59 GMC. Aluminum, as original on trucks	each	59.35



ME440

Timing Gears - Crankshaft

Part No.	Description	Type	Price
ME512	1937-39 Chevrolet and 1939-59 GMC	each	78.70
ME440	1940-62 Chevrolet	each	36.75



MEE620



MEE618

Piston Aluminum, and Ring Sets, Six Cylinder

We are the source for Chevrolet six cylinder pistons from 1937 through 1962. Some are in stock and some will be ordered for you. All recently manufactured pistons are aluminum, not cast iron.

As pistons always require new rings, we provide these in matched sets below. Check our web site for the exact part number on piston and ring sets not listed on this page.

Part No.	Description	Type	Price
MEE613	STD 1937-40 Chevrolet 216 piston and rings	set	509.80
MEE614	.010 1937-40 Chevrolet 216 piston and rings	set	509.80
MEE615	.020 1937-40 Chevrolet 216 piston and rings	set	509.80
MEE616	.030 1937-40 Chevrolet 216 piston and rings	set	509.80
MEE617	.040 1937-40 Chevrolet 216 piston and rings	set	509.80
MEE618	STD 1941-53 Chevrolet 216 piston and rings	set	509.80
MEE619	.010 1941-53 Chevrolet 216 piston and rings	set	509.80
MEE620	.020 1941-53 Chevrolet 216 piston and rings	set	367.50
MEE621	.030 1941-53 Chevrolet 216 piston and rings	set	509.60
MEE622	.040 1941-53 Chevrolet 216 piston and rings	set	509.60
MEE623	STD 1954-62 Chevrolet 235 piston and rings	set	509.60
MEE624	.010 1954-62 Chevrolet 235 piston and rings	set	395.00
MEE625	.020 1954-62 Chevrolet 235 piston and rings	set	395.00
MEE626	.030 1954-62 Chevrolet 235 piston and rings	set	395.00
MEE627	.040 1954-62 Chevrolet 235 piston and rings	set	395.00

NOTE: For GMC 4 ring pistons, we need the block casting number, engine size, piston size, and the ring groove dimensions. These early pistons have half dome tops.



MEE36703



Piston Rings Sets Only

Ring groove for the Chevrolet 216 and 235 low pressure engine are the usual width dimensions as follows: 12 x compression rings 1/8", and 6 x oil rings 3/16". Add an A after the part number below to order aluminum replacements 1941-53 216 engine.

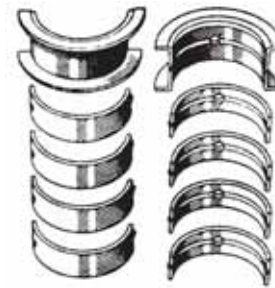
Part No.	Description	Type	Price
ME368S	STD 1937-53 Chevrolet 216, cast iron piston	set	110.25
ME36802	.020 1937-53 Chevrolet 216, cast iron pistons	set	68.80
ME36803	.030 1937-53 Chevrolet 216, cast iron pistons	set	68.80
ME36806	.060 1937-53 Chevrolet 216, cast iron pistons	set	68.80
MEE367S	STD 1941-62 Chevrolet 235, aluminum pistons	set	68.80
MEE36702	.020 1941-62 Chevrolet 235, aluminum pistons	set	68.80
MEE36703	.030 1941-62 Chevrolet 235, aluminum pistons	set	68.80
MEE36704	.040 1941-62 Chevrolet 235, aluminum pistons	set	68.80
MEE36706	.060 1941-62 Chevrolet 235, aluminum pistons	set	68.80

NOTE: For GMC Piston Rings, we need the block casting number, engine size, piston size, and the ring groove dimensions.



ME369S

Part No.	Description	Type	Price
ME369S	STD 1939-51 GMC special order only	set	136.50
ME369O	Oversize 1939-51 GMC special order only (specify size)	set	258.57



Engine Crankshaft Main Bearing Inserts

Part No.	Description	Type	Price
NOME305S	STD 1937-39 New Old Stock Chevrolet 216 engine (when available)	set	217.90
NOME305U	Undersize 1937-39 New Old Stock Chevrolet 216 engine (when available)	set	204.75
NOME428U	Undersize 1940-47 New Old Stock Chevrolet 216 engine (when available)	set	204.75
ME516S	STD 1939-62 GMC six (Special order only!)	set	262.50
ME516U	Undersize 1939-62 GMC six (Special order only, specify size!)	set	262.50

Featured Truck of the Month - February 2011



1936 Chevy 1/2 ton
Don Shew - Charlotte, North Carolina



**ENGINE COMPONENTS
Continued**

Engine Connecting Rod Insert Bearings

For use with REME371 (216 engine) machined insert type rod.

Part No.	Description	Type	Price
ME372S	STD 1937-53 216 engine and 1941-53 235 engine, Chevrolet	set	207.85
ME372U1	.010 1937-53 216 engine and 1941-53 235 engine, Chevrolet	set	207.85
ME372U2	.020 1937-53 216 engine and 1941-53 235 engine, Chevrolet	set	207.85
ME372U3	.030 1937-53 216 engine and 1941-53 235 engine, Chevrolet	set	207.85
ME517S	STD 1939-59 GMC (Special order only!)	set	288.10
ME517U	Undersize 1939-59 GMC (Special order only, specify size!)	set	262.50

REME307S



Engine Connecting Rod - Babbitt Type

Made in the USA!

Rebuilt with new poured babbitt material. We must have your rod forging numbers. Plus core charge. Exchange only.

Part No.	Description	Type	Price
REME307S	STD 1937-47 Chevrolet 216 engine and 1941-47 Chevrolet 235 engine.	set	661.50
REME307U	Undersize 1937-47 Chevrolet 216 engine and 1941-47 Chevrolet 235 engine.	set	725.00
REME725	STD 1948-53 Chevrolet, 216 and 235 engine.	set	661.50

REME725U	Undersize 1948-53 Chevrolet 216 and 235 engine.	set	661.50
ME308	Core charge for connecting rods, per set. All nuts and bolts must be sent in with cores.	set	90.00

REME3711



Engine Connecting Rod - Insert Type

Specifically machined to accept insert bearings ME372. Your rods are no longer the original babbitt type. Exchange only.

Part No.	Description	Type	Price
REME3711	1937-47 Chevrolet 216 engine	set	661.50
ME308	Core charge for connecting rods, per set. All nuts and bolts must be sent in with cores.	set	90.00



Plastigage Made in the USA!

For accurately measuring the clearance of babbitt main and rod bearings in the 216 engines. Necessary when setting bearing clearances. Use at the workbench or in the truck. Clearance range .001 to .003.

Part No.	Description	Type	Price
ME661	12 Strips	set	42.00



Oil Pumps - New

Part No.	Description	Type	Price
ME250	1941-53 Chevrolet 216 engine and 1941-53 Chevrolet low pressure 235 engine	each	209.50



Oil Pump Repair Kit

Part No.	Description	Type	Price
ME2911	1939-59 GMC 228, 248, 270, and 302 engine	each	117.60



Engine Block Freeze Plug Kit

Part No.	Description	Type	Price
MEE254	1937-62 Chevrolet 216, 235, and 261 engine	kit	15.70



Oil Line Tube. *Made in the USA!*

Consists of copper line and soldered brass fittings necessary for installation. Carries pressured oil from pump through engine to rocker arm shaft in cylinder head.

Part No.	Description	Type	Price
MEO199	1937-53 Chevrolet 216 engine	each	30.45



Camshaft Freeze Plug

We just found a supplier for the rear engine camshaft freeze plug! Its sides are short so the oil drain-back hole is not covered.

Part No.	Description	Type	Price
MEE331	1929-36 207 engine	each	9.45



Oil Pan Drain Plug, Original

Part No.	Description	Type	Price
MEO208	1938-72	each	3.10



Oil Pan Plug Repair *Made in the USA!*

When your oil pan drain threads are damaged and leaking, don't replace or remove the pan. This patented winged drain plug saves time and money. No special tools.

Part No.	Description	Type	Price
MEO207	1938-72	each	19.90



Oil Line Brass Fittings

On left side where dash gauge oil line attaches to block.

Part No.	Description	Type	Price
MEO197	1937-62 Original dash gauge oil copper line to block	each	3.70
MEO198	1941-62 Brass T-Fitting. Connects above line fitting and accessory oil filter line	each	7.10



1941 Chevrolet 1/2 Ton World War II
Pickup
Feature Truck - September 2023



Owner: Jim Hughes of Overgaard, Arizona

EXHAUST PARTS



Exhaust Pipe Gaskets

We stock the following gaskets (between manifold and exhaust pipe). Specify your style.

Part No.	Description	Type	Price
ME526	2" donut gasket	each	3.95
ME5261	3" donut gasket	each	3.90
ME527C	3" Flat gasket	each	3.95
ME527G	4 1/2" 3 hole flat gasket GMC	each	4.15



Exhaust Manifold Stud And Special Brass Nut

Holds exhaust pipe to cast iron manifold.

Part No.	Description	Type	Price
MEE344	1938-72 Holds pipe to manifold	each	6.25



Exhaust Manifold Filler Paint

Hi-temp silver paste fills rust pit holes. Gives a new appearance.

Part No.	Description	Type	Price
MEE324	1936-72 (3 oz jar)	each	15.75



Heat Riser Spring

Fits beside six cylinder exhaust manifold. This is a special bi-metallic spring that expands with engine heat and changes exhaust flow.

Part No.	Description	Type	Price
ME188	1937-65	each	18.80



Tailpipe Heat Shield. *Made in the USA!*

Chevrolet and GMC. Protects bed wood from tailpipe heat.

Part No.	Description	Type	Price
BP147	1934-46 Secures to underside of bed wood.	each	13.95

ME234



Tailpipe Hanger

Part No.	Description	Type	Price
ME234	All years (universal type)	each	7.90
ME540	1941-55 1st Formed with flat steel, as original	each	10.00



Muffler. Made in the USA!

We had these round heavy duty aluminized units reproduced so you could have them with the factory dimensions. 25" long overall, 20" body, 5" diameter, 2" inlet, 1 3/4" outlet. Brings back the original six cylinder sound.

Part No.	Description	Type	Price
ME232	1934-62 Chevrolet and GMC.	each	104.95



Muffler Clamps

Part No.	Description	Type	Price
ME529	All years. Front 2" inlet, fits on ME232 muffler	each	7.30
ME528	All years. Rear 1-7/8" outlet, fits on ME232 muffler	each	8.35
MEE338	14" tailpipe with clamp for long wheelbase	each	49.95



Muffler Hanger Assembly

Original band type for ME232 above. Includes hardware.

Part No.	Description	Type	Price
ME233	Chevrolet and GMC.	each	20.50



Factory Split Rim Appearance

- GM zinc plated the ring to prevent rusting to the wheel.
- You can get this attractive appearance!
- A small brush using silver paint gives the original look.
- Very inexpensive!



FRONT END AND STEERING PARTS

ME814



Kingpins with Bushings

Part No.	Description	Type	Price
ME523	1934-39 1/2 ton, and 1937-39 3/4, and 1 ton. STD	set	85.00
ME814	1940 1/2, 3/4, and 1 ton. STD	set	99.89
ME1731	1941-55 1st 1/2 ton and 1941-45 3/4 and 1 ton. STD	set	63.02
ME1741	1946-52 3/4 and 1 ton and 1941-50 1-1/2 ton. STD	set	104.95
ME1771	1946-52 3/4 and 1 ton, and 1941-50 1-1/2 ton (.010 oversize)	set	103.95



Drag Link, Complete with Internal Hardware

Part No.	Description	Type	Price
MES400	1937-46 1/2, 3/4, 1, and 1-1/2 ton	each	104.50



Drag Link Repair Kit

Rebuilds original style ends. Included in MES400.

Part No.	Description	Type	Price
ME180DL	1929-52 1/2, 3/4, 1, and 1-1/2 ton. Both ends.	kit	36.70



FRONT END AND STEERING PARTS
Continued



Tie Rod *Made in the USA!*

Correct opposite threads on each end.

Part No.	Description	Type	Price
ME437	1937-55 (Approximately 43 1/4 " Long)	each	47.25




Tie Rod Ends

Part No.	Description	Type	Price
ME347L	1934-59 Left, 1/2 ton, left, modern type * (replaces multi-piece end)	each	41.95
ME347R	1934-59 Right, 1/2 ton, right, modern type * (replaces multi-piece end)	each	41.95

NOTE: The modern 1/2 ton tie rod end assemblies were introduced in the 1960's to replace the original multi-piece system. They attach to the tie rod as one piece unit. Helps make steering easier.

***NOTE:** These replacement 1/2 ton tie rod ends (ME347L & R) are a 1/2-inch shorter than original. They allow the use of some wider aftermarket wheels.



Tie Rod End Repair Kit

Rebuilds the original style multi-piece ends.

Part No.	Description	Type	Price
ME180TR	1929-59 1/2, 3/4, 1 ton and 1 1/2 ton. Both ends	kit	36.70

ME274



ME664

Tie Rod and Drag Link Replacement Balls

Made in the USA!

Hardened steel. Replace egg shape worn balls which makes proper steering adjustments impossible. (1/2 ton unless stated.)

Part No.	Description	Type	Price
ME274	1934-46 Non-threaded as original (set of 4)	set	62.95
ME274T	1934-46 Like ME274 except threaded for easy installation	set	62.95
ME265N	1934-59 For tie rods only. Non-threaded as original straight shaft	pair	31.45
ME265T	1934-59 For tie rods only. Like ME265N except threaded for easy installation straight shaft	pair	31.45
ME691N	1934-46 For drag link only. Non-threaded as original	pair	29.40
ME691T	1934-46 For drag link only. Like ME691N except threaded for easy installation	pair	31.95
ME664	1946-59 3/4 ton. For tie rods only. Threaded ends and tapered shaft for easy installation	pair	68.20



Steering Sector Seal and Two Bushings

Helps tighten steering. Included in rebuilt units.

Part No.	Description	Type	Price
ME297	1937-72	set	33.95

MES123



MES124

Steering Gear Box Gaskets

Part No.	Description	Type	Price
MES123	1937-40	pair	4.75
MES124	1941-46	pair	15.25



MES148

Steering Box Repair Parts 1941-46

Makes your truck steer like New! New on the market from our company. Current rebuilders do not have this needed assembly.

Part No.	Description	Type	Price
MES148	1942-46 Steering Box Worm Gear assembly and shaft 48" long	each	194.25
MES154	1941 Steering Box Worm Gear assembly and shaft 49 1/4" long	each	194.25
MES141	Steering Box Worm Gear bearing and race	each	40.90
MES149	Steering Column Worm Trust Bearing/Adj. Lower Race	set	78.75

FUEL SYSTEM

See Cab Related Parts for Gas Filler Neck Grommets.



ME737



ME221



ME222

Fuel Pumps

1937-62 Chevrolet and 1939-59 GMC with gasket.

Part No.	Description	Type	Price
ME221	"Metal Top" type. Excellent replacement	each	75.00
ME737	"Glass Top" type, as original	each	92.95
ME222	"Double Action" metal top type. Designed to also act as a vacuum booster to help stop "slow down" of wiper motor	each	120.70

CALL: 1-800-882-1913



Fuel Pump Rebuilding Kit

For reconditioning the original GM single action "glass top" units.

Part No.	Description	Type	Price
ME227	1934 Chevy Fuel Pump. Rebuild kit.	each	52.00
ME228	1937-62	set	76.15



Fuel Pump Inlet Brass Fitting

Part No.	Description	Type	Price
MEE608	1934-62 allows fuel line to attach to fuel pump	each	3.10



Fuel Pump Diaphragm *Made in the USA!*

The main part normally needed to repair this basic early GM fuel pump, 207 six cylinder engine.

Part No.	Description	Type	Price
ME837	1934-1936 Fuel Pump Diaphragm	each	38.80





FUEL SYSTEM Continued



Fuel and Vacuum Advance Lines

These are the 2 different lines that run parallel from the carburetor to the vacuum advance and fuel pump. Just like GM made them! Clips (MEE195) included.

Part No.	Description	Type	Price
MEE192	1937-40 Chevrolet, OE steel	pair	59.80
MEE193	1937-40 Chevrolet, stainless	pair	73.00

Fuel Line (Pump to Carb)

From fuel pump to original Carter W-1 carburetor. 100% authentic in appearance, application, and fit! Clips (MEE195) included.

Part No.	Description	Type	Price
MEE200	1941-49 Chevrolet, OE steel	each	25.75
MEE201	1941-49 Chevrolet, stainless	each	34.15

Fuel Tank to Pump

One long piece with correct bends and fittings.

Part No.	Description	Type	Price
MEE122	1941-46 Chevrolet, OE Steel.	each	102.25



Fuel Rubber Flex Hose

Fits between gas tank shut-off valve and metal line to fuel pump.

Part No.	Description	Type	Price
MEG128	Connect to non-metal flex line to fuel pump.	each	29.15

MEE195



Clip for Fuel Pump & Vacuum Advance Lines

These keep the two lines side by side. (Includes above)

Part No.	Description	Type	Price
MEE195	1937-62 Set of three	set	6.85

REME838



REME223

Carburetor - Rebuilt

Plus core charge. Includes base gasket. (Check on availability!) Need your core for faster shipping.

Part No.	Description	Type	Price
REME838	1932-36 Chevrolet Carter W-1)	each	360.00
REME538	1937-40 Chevrolet (Carter W-1)	each	360.00
REME223	1941-48 Chevrolet (Carter W-1)	each	360.00
REME519	1937-53 Chevrolet (Carter Y-F) For the 216 engine. A popular after market unit during those years	each	420.00
ME267	Core charge for Chevrolet units	core	75.00
REME7621	1939-46 GMC (Zenith) With smooth upper top, we must have core	each	341.25
REME762	1947-59 GMC (Zenith) With ridge on top to hold air filter, we must have core	each	341.25
ME638	Core charge for GMC unit REME762, REME7621	core	75.00

NOTE: The Carter YF Carburetor is a quality after-market unit, equal or better than the original W-1.

ME2821



Carburetor Repair Kits

Please remember many of the GM carburetors are interchangeable. During the last 50 years the exact unit was not always used as a replacement. For example, the GMC Zenith carbs were often replaced with units from Chevrolet 216 engines. Therefore, it is very important to check your carburetor before ordering a repair kit. Hint: The W-1 carb's are cast iron. The others are die cast. Sorry, we can't take back kits once they have been opened.

Part No.	Description	Type	Price
ME2821	1932-40 (Carter W-1)	kit	81.85
ME2822	1941-48 (Carter W-1)	kit	94.45
ME473	1937-62 Chevrolet and GMC (Carter Y-F)	kit	47.20
ME225	1939-59 GMC (Zenith)	kit	88.15
ME379	1939-55 GMC "Cab Over Engine" updraft (Zenith)	kit	81.85
ME530	1939-60 Chevrolet "Cab Over Engine" updraft (Carter)	kit	61.95
ME224	1950-62 Chevrolet Rochester six cylinder	kit	59.95



ME668



ME669

Carburetor Gas Filter

An authentic GM option which helps remove dirt particles and water before entering the carburetor. Almost identical to the original including metal top, glass bowl, and internal filter. Attaches to side of carburetor. Includes the small brass nipple for quickly attaching to carburetor.

Part No.	Description	Type	Price
ME668	Carburetor gas filter	each	41.50
ME669	Replacement element for ME668 above	each	7.90

NOTE: Glass bowl was used to show any dirt or rust build-up. Easy to remove and clean.



Carburetor Inlet Brass Fitting

Part No.	Description	Type	Price
MEE608	1934-62 allows fuel line to attach to carburetor	each	3.10



ME273

Carburetor Insulator Plates

Slows heat transfer from intake manifold to carburetor. Exact as original. 5/8" thick. 1-1/2" throat, 2-1/2" center to center.

Part No.	Description	Type	Price
ME273	1934-53 Chevrolet 216, 1941-49 Chevrolet 235 low pressure, 1939-59 GMC 228, 236, 248, and 1941-62 GMC small port 270, six cylinder engine, 2 1/2" bolt difference.	each	10.45
ME259	1950-62 Chevrolet 235 261 engine, 3" bolt difference.	each	10.45

NOTE: For the carburetor gasket, under it's base, see page 114.

Accelerator Swing Bracket Bolt. Made in USA!

Part No.	Description	Type	Price
MEE296	1937-62 Threads into left side of engine block.	each	24.70



Accelerator Linkage Return Spring Lower Clip. Made in the USA!

Secures to an oil pan bolt and attaches to the lower end of the vertical linkage return spring.

Part No.	Description	Type	Price
MEE295	1941-53	each	7.30



FUEL SYSTEM Continued



Accelerator Linkage Return Springs, Vertical

Part No.	Description	Type	Price
ME402	1937-40	each	5.45
ME459	1941-53. <i>Made in USA!</i>	each	8.15



Throttle Cable Brass Wire Stop and Screw

Attaches to end of cable beside carburetor.

Part No.	Description	Type	Price
ME403	1937-59 Fits beside carburetor	each	3.70



Air Filter Assembly, Original Style

Created to copy the original 6 5/8" diameter dry element design. Looks very close to the factory original. Fits the Rochester, Zenith, and Carter YF replacements, not the early Carter W-1 cast iron style. To create an even more authentic look, you might consider the copper mesh element, ME238 below.

Part No.	Description	Type	Price
ME904	1950-55 with original black top	each	83.50

ME2381



ME238

Air Filter Element-Oil Wetted Type, Not Oil-Bath Design

When using the original standard metal mesh GM air filter on top of carburetor. Just like original.

Part No.	Description	Type	Price
ME424	1936-40 7" diameter copper mesh. Exact original	each	29.95
ME238	1941-55 6" diameter copper mesh. Exact original	each	36.50
ME2381	1941-55 6" hi-tech style paper. ME238 replacement	each	21.75

**NOTE: Show quality ME424 and ME238 is the oil-wetted type originally used. Requires a coating of light oil or WD-40 to be effective.*



Air Filter Retainer Wing Nut

Fits the smaller #10 fine thread stud on earlier air filters.

Part No.	Description	Type	Price
ME231	1936-46	each	1.04



MEG146



MEG147

Gas Tanks - (Original Design)

Our metal reproductions are shaped and formed just like GM made them. Show quality!

Part No.	Description	Type	Price
MEG146	1934-36 Pickup, Panel, Suburban, under rear of bed	each	415.30
MEG143	1937 under the seat	each	520.30
MEG147	1939-46 1/2, 3/4, and 1 ton Pickup, under seat	each	624.75

**NOTE: 1934-36 gas tank comes without filler spout (See MEG132.)*

**NOTE: 1937 tank is filled by raising right side half of bottom cushion. As original.*



Gas Filler Spout

A metal spout that extends through bed side and attaches to tank MEG146 above. Uses gas cap ME496.

Part No.	Description	Type	Price
MEG132	1934-36	each	39.85



MEG104

Gas Tank Straps *Made in the USA!*

Part No.	Description	Type	Price
MEG103	1934-36 Secures tank under rear of bed	set	47.25
MEG104	1937-46 Gas Tank Straps Chevrolet and GMC Pickup Truck	pair	49.50



Gas Tank Installation Long Pads *Made in the USA!*

Protects tank from metal straps.

Part No.	Description	Type	Price
MEG123	1937-46	set	13.50



MEG124

MEG110

Gas Tank Sending Unit and Float, Stainless steel and brass to resist rust.

6 or 12 volt. 0-30 ohm as original.

Part No.	Description	Type	Price
MEG124	1937-46 under the seat tank.	each	49.10
MEG110	1934-59 "Adjustable" for all models with under bed tanks such as Suburbans and panel trucks.	each	29.95



34-46 SERIES

ME718



ME489

Gas Tank Floats

Part No.	Description	Type	Price
ME718	1934-46 Coated cork as on original sending unit	pair	8.70
ME489	1934-46 Brass for replacement sending units	each	5.80



MEG107



MEG137

Gas Tank Shut-Off Valve *Made in the USA!*

Threads into tank and connects to horizontal rubber flex line MEG128 below floor. Brass as original.

Part No.	Description	Type	Price
MEG107	1937-38	each	26.75
MEG137	1939-46	each	23.90

NOTE: MEG107 is slightly different and includes 4" vertical fuel pipe.



Gas Tank Sender Gasket *Made in the USA!*

Fits on top of tank. Included in MEG124.

Part No.	Description	Type	Price
ME490	1934-66 Improved cork and rubber blend	each	2.60



MEG145

MEG128



Gas Tank Flex Hose

Fits between tank shut-off valve and metal line.

Part No.	Description	Type	Price
MEG145	1934-36 includes shut off valve	each	38.35
MEG128	1939-46	each	29.15



FUEL SYSTEM Continued

MEG140



ME496



Gas Cap

Part No.	Description	Type	Price
MEG140	1937 Bung. Tank Direct.	each	26.20
ME496	1938-71 Non-locking Type	each	11.05
MEE103	1938-66 Chrome locking Type, 2 keys without Bowtie	each	25.15
ME497	1938-66 Chrome, 2 keys. With Chevrolet Bowtie	each	39.85

**NOTE: See "Cab Related Parts" section for gas filler neck grommet, filler hose, clamps, and etc.*



Heater Valve for Recirculator Heater

Fits in water pump outlet as original when using a recirculator heater. Turn valve to regulate water flow into heater core. For 5/8" diameter hose.

Part No.	Description	Type	Price
ME364	For recirculator heaters	each	61.45



Heater Hose Water Shut Off Valve

Fits in heater hose. Not original, but works excellent. Can be connected to operate with a cable from inside cab.

Part No.	Description	Type	Price
ME792	All years	each	52.45



MEH153

MEH154

Heater Hose Connectors

Connects 5/8" heater hose to water pump and/or thermostat housing.

Part No.	Description	Type	Price
MEH153	2 3/4" length	each	15.70
MEH154	1 1/2" length	each	7.90



Heater Hose

Part No.	Description	Type	Price
ME769	5/8" Specify length	foot	1.85



Heater Hose Clamp

Part No.	Description	Type	Price
ME204	Original flat type as used by GM	each	2.05



Heater Duct Tubing, for one truck.

Connects heater to defroster duct under dash. Cut length to fit.

Part No.	Description	Type	Price
ME283	1936-46 (1-1/2" diameter)	set	28.30



MISCELLANEOUS MECHANICAL



Crankshaft Pulley Sleeve - Stops Leaks

Metal sleeve fits over original crankshaft. Eliminates unwanted worn groove on crankshaft created by timing cover seal which may cause oil leaks. Pulley must be removed to install.

Part No.	Description	Type	Price
ME256	1937-72 Chevrolet six cylinder and 1939-59 GMC six cylinder	each	11.05



Hub Cap Wheel Clips. *Made in the USA!*

Secures original hub caps to factory wheels. Made with spring steel as original. Nicely replaces rusted and broken clips.

Part No.	Description	Type	Price
ME150	1937-60 1/2 ton	each	2.95



ME289



ME756

Oil Filter Cartridges

Disposable cartridge inside canister type filter assembly. Not late model spin on type.

Part No.	Description	Type	Price
ME289	1937-62 Chevrolet 4-1/8" diameter (cloth wrap as original)	each	27.25
ME756	1937-62 Chevrolet 4-1/8" diameter (metal wrap replacment)	each	27.25
ME373	1939-59 GMC 3-5/8" diameter	each	25.15



Oil Cap

Part No.	Description	Type	Price
ME271	1937-48 Chevrolet and most GMC's. Fits on top of side breather add-oil pipe	each	7.90



ME296

Oil Filter Lines with Fittings, (Chevrolet six cylinder only)

For optional external type oil filter assembly that attaches to intake manifold. Chevrolet 216 or 235 engine. Oil resistant rubber.

Part No.	Description	Type	Price
ME295	14" Lower	each	20.95
ME296	18" Upper	each	23.05
ME739	Both upper and lower	each	38.75



Oil Filter Assembly

When you haven't found the original style. We now stock an attractive remote filter that is equal or better than GM. Attaches to firewall or inner fender (not to intake manifold). You provide oil lines to the factory pre-drilled holes in your block. With instructions.

Part No.	Description	Type	Price
MEO255	1941-62 216, 235 and 261 Chevrolet six cylinder	pair	83.50



**MISCELLANEOUS MECHANICAL
Continued**



**Speedometer Cables
with Metal Wrap Casing. *Made in the USA!***

Exact as original. Top quality!

Part No.	Description	Type	Price
ME485	1934-36 Chevrolet and 1936-46 GMC with 7/8" "square end" connect at speedometer end - 65"	each	75.00
ME2721C	1937-46 Chevrolet with 5/8" on speedometer end, 65". Attaches to 5/8" diameter threaded speedometer shaft.	each	75.00
ME813	1934-46 Chevrolet/GMC COE with "square connect" at speedometer end - 108"	each	100.95

ME2274



**Speedometer Cables with Black Vinyl Casing
*Made in the USA!***

Excellent replacement without square connect on speedometer end.

Part No.	Description	Type	Price
ME2274	1937-46 Some 4 speeds with 5/8" on speedometer end, 65" long	each	55.00
ME811	1947-59 Cab Over Engine body - 108"	each	131.25



Speedometer Cable Firewall Grommet

Protects cable from firewall edges.

Part No.	Description	Type	Price
FP183	1936-59	each	1.85



MEW200



ME344

Wheel Studs

Part No.	Description	Type	Price
MEW200	1936-50 1/2 ton, front	each	4.15
ME344	1946-70 3/4 ton, front, 2wd, 1-3/4" long	each	3.95
ME1552	1936-62 1/2 ton, rear	each	3.05

ME141



ME345

Lug Nuts

For securing wheels.

Part No.	Description	Type	Price
ME141	1934-72 1/2 ton and 1934-45 3/4 ton, 7/16" x 20 threads	each	1.05
ME345	1946-72 3/4 ton and 1934-72 1 ton, 1/2" x 20 threads	each	1.45



Lug Nut Covers

Chrome acorn nut push-on covers. A nice non-original dressup item.

Part No.	Description	Type	Price
MS341	All years 1/2 ton	each	.90

SUSPENSION PARTS



Leaf Springs. *Made in the USA!*

As original. Not re-arched, but freshly made new assemblies ready to install on your truck. Correct 1 3/4" wide.

Part No.	Description	Type	Price
MES106	1934-55 Center leaf spring bolt with nut	each	3.95
MES117	1934-36 1/2 ton, front	each	220.50
MES131	1937-38 1/2 ton, front	each	208.95
MES111	1939-46 1/2 and 3/4 ton, front	each	241.50
MES008	Late 1936-40 1/2 ton, rear	each	246.75
MES009	1936-40 3/4 ton, rear	each	262.50
MES112	1941-46 1/2 ton, rear	each	257.25

NOTE: Request pricing and availability of leaf springs not shown above.

ME183



ME186



Spring Shackles. *Made in USA!*

Part No.	Description	Type	Price
ME183	1934-46 1/2 and 3/4 ton, front	each	62.95
MES200	1934-46 1, 1 1/2, And 2 ton, front (2" spring)	each	57.70
ME186	1934-46 1/2 ton, rear	each	62.95



Spring Shackle Rubber Grease Seals

Part No.	Description	Type	Price
ME187	Replaces original round cork type (included in ME183 and ME186)	each	1.50
MES222	Original cork type for spring shackle seals. Set of 8.	set	9.95
ME187S	Spring Shackle Grease Seal Neoprene.	each	11.50

NOTE: for MES222, Prior to WWII rubber did not contact well with petroleum products. Thus, for these seals, long lasting cork was the material of choice.

CALL: 1-800-882-1913



MES276



MES300

Spring U-Bolts. *Made in USA!*

Holds leaf spring to axle. Includes proper attaching nuts. Two per spring required.

Part No.	Description	Type	Price
ME276	1940-54 1/2 ton, front. 4 3/4"	each	18.68
MES300	1937-46 1/2 ton, rear. 7 1/8"	each	17.80

ME260



Spring Bolt and Bushings. *Made in USA!*

Part No.	Description	Type	Price
ME260	1934-55 1st 1/2 ton front & rear, 3/4 ton front 1-3/4" spring	each	34.00
ME805	1941-55 1st 1 and 1-1/2 ton, 2" spring	each	31.45



ME433

Spring Pins and Bushings, Rear Springs.

Made in the USA!

Enough for one truck.

Part No.	Description	Type	Price
ME432	1937-55 1st 3/4 and 1 ton, for 2" rear springs	pair	66.95
ME433	1937-62 1-1/2 ton, for 2-1/2" rear springs	pair	66.95

www.oldchevytrucks.com



SUSPENSION PARTS
Continued

REME815



Shock Absorbers - Single Action Lever Type

Made and Rebuilt in the USA!

Original lever action type. Units are totally rebuilt to operate like new, including sand blasting, shaft resurfacing, modern seals, fluid, etc. Equal to new in quality and long life! They will out last the modern telescoping style 4 to 1. Some originals still operate today.

Part No.	Description	Type	Price
REME815	1934-46 Left front and 1947-49 Right front, 1/2 and 3/4 ton	each	262.45
REME816	1934-46 Right front and 1947-49 Left front, 1/2 and 3/4 ton	each	262.45
REME817	1934-49 Left, rear	each	262.45
REME818	1934-49 Right, rear	each	262.45
ME819	Core charge for "Single Action" shock absorbers	core	60.00

*** MUST HAVE YOUR "REBUIDABLE" CORES!**

ME410



Shock Absorber Link - For Single Action Shocks

Complete with both bushings, pins, and brass sleeves. (For one shock.)

Part No.	Description	Type	Price
ME263	1930-39 Front and 1933-36 Rear (8" long)	set	41.80
ME410	1940-46 Front (6 3/4" long)	set	27.85
ME411	1930-32 Rear and 1937-49 Rear (9 1/4" long)	set	29.95



Shock Absorber Link Rubber Bushings, Pins, and Sleeves

Included in ME263, ME410, and ME411. Set of 2. "Single action" type only!

Part No.	Description	Type	Price
ME262	1930-49 front or rear, 4 sets required	pair	13.60

MES110



MES115



Shock Absorber Link Upper and Lower Bushings - For "Double Action" Shocks

Part No.	Description	Type	Price
MES110	1937-49 Usually larger than 1/2 tons.	each	6.05
MES115	1937-49 Front or rear. (metal cups over rubber)	pair	27.05



Shock Absorber Fluid

A proper replacement when adding fluid to the original 1949 and older lever action shock absorbers.

Part No.	Description	Type	Price
ME672	32 ounce container	each	11.05



ME758



ME757



Grease Fittings

Part No.	Description	Type	Price
ME190	Straight fitting	each	.60
ME191	Angled fitting	each	.70
ME192	Steering kit for tie rods and kingpins	set	5.05
ME193	1940-59 Spring kit for 4 springs	kit	7.80



ME758



ME757

Axle Bumpers, Rubber

Part No.	Description	Type	Price
ME758	1940-55 1st Front, fits on axle above spring, square	each	15.70
ME757	1929-46 1/2 ton, rear, fits on axle above spring, round	each	15.70

Shock Absorber Conversion Kit

For those wishing to add modern tube shock absorbers to their 1949 and older 1/2 ton pickup with original lever action shocks. We now stock a complete kit which includes upper and lower forged steel shock mounts, front and rear, plus 4 gas shocks. Because the kit was designed for 1947-49 1/2 ton, you will need to drill holes in your frame rail for the upper shock mounts. Sorry, we don't have a template for the 1946 and older truck.

Part No.	Description	Type	Price
HP590	1936-49 1/2 ton (also 1950-54 replacement)	kit	299.80



1945 Chevrolet Pickup



TIME OUT FROM PICKUPS

(Sorry. no parts available on these)

During the Great Depression, Chevrolet marketed this dual purpose vehicle with only the investment of a miniature bed and their already available standard coupe. It was referred to as:

COUPE PICKUP


Available from 1936 to 1942 when World War II stopped domestic car production.

For more data on this ALMOST extinct vehicle, check our website article:

oldchevytrucks.com

Look under 1934-46 Tech Articles, Miscellaneous

1936 Factory Photo




1940



Restored 1937



1942



1938



A Coupe Pickup bed
after many years in storage.



MIRROR PARTS



Mirrors, Peep Type

Very popular with those not going original. Attaches to door edge. Complete with bracket and attaching screws. Fits all years and models.

Part No.	Description	Type	Price
MI101	Left, short curved chrome arm with 4" stainless head	each	28.30
MI102	Right, short curved chrome arm with 4" stainless head	each	28.30
MI148L	Left, 6" straight chrome arm with 4" stainless head	each	28.30
MI148R	Right, 6" straight chrome arm with 4" stainless head	each	28.30

This is an attractive era option with an LED turn signal (flashing arrow) in the mirror lens. When the turn signal is not on it looks just like the original. Attaches to door edge. Complete with bracket and attaching screw. Fits most all years of trucks and cars. This left side short curved chrome or stainless armed mirror has 4 inch head .

Part No.	Description	Type	Price
MI601	LED Left, short curved chrome arm with 4" stainless head	each	29.35
MI602	LED Right, short curved chrome arm with 4" stainless head	each	39.95

MI103



MI149



Mirrors, Outside

Part No.	Description	Type	Price
MI103	Black 5" round	each	12.55
MI125	Chrome 5" round	each	14.45
MI104	Black rectangular type to replace MI103. Gives slightly more viewing area (5 1/2" x 7 1/2")	each	15.25
MI149	Stainless rectangular type to replace MI125. Gives slightly more viewing area (5 1/2" x 7 1/2")	each	18.40

CALL: 1-800-882-1913



MI107



MI302



Mirror Arms, Outside

Attach to door hinge as original. In primer.

Part No.	Description	Type	Price
MI302	1934-36 High cab, left or right. Hand made in USA!	each	45.70
MI127	1936-38 Low cab, left	each	32.50
MI128	1936-38 Low cab, right	each	31.00
MI106	1939-46 Left	each	28.90
MI107	1939-46 Right	each	28.90



Mirror Arm Extension. **Handmade in the USA!**

A great idea that allows you to add a 6" mirror arm extension. In seconds one bolt connects this extension to your original shorter arm. A hook holds it in place. The existing mirror head is moved to the end of this extension. It even swings back toward the cab if you have a narrow garage door opening. There are the same diameter of the original arm so they match that size. Fits right or left.

Part No.	Description	Type	Price
MI304	1937-55	each	28.30



DP135

Door Hinge Pins for Mirror Arms

Part No.	Description	Type	Price
DP112	1934-38 2-5/8" long. Also used on 1939-46 hinges without mirror arm	each	3.10
DP135	1939-46 3" long. Use with mirror arm	each	3.70

www.oldchevytrucks.com



MISCELLANEOUS



Door Lubrication Stickers *Made in the USA!*

Chevrolet. Blue, yellow, and white, as original. Attaches to door post.

Part No.	Description	Type	Price
MS101	Lube sticker	each	.80
MS501	Lube stickers (set of 5)	set	3.70



"Decal Only" From Above Advertising Sales and Service Signs *Made in the USA!*

Use on windows, your own signs, etc. Approximately 11 1/2" diameter.

Part No.	Description	Type	Price
DE101	Chevrolet	each	20.95
DE102	GMC	each	20.95

IMPORTANT: Apply a very light spray of water to metal or glass before applying. You can adjust the decal before removing spray with a small cardboard sheet.



Chevrolet and GMC *Made in the USA!* "Miniature Service Sign" Decals

Use on windows, your own signs, etc. A miniature of DE101 and DE102 above.

Part No.	Description	Type	Price
DE103	Weatherproof vinyl, approximately 3" diameter. One of each on a single sheet.	set	4.15



Clutch Head Drivers

Hard to find high quality drivers to complete your Chevrolet tool collection. A "must" when installing this unique bolt head.

Part No.	Description	Type	Price
MS313	Full set of three, with clear plastic pouch. 1/4", 5/32", and 5/16"	set	20.95



Inner Tube

Part No.	Description	Type	Price
MS204	For original 16 inch tires	each	17.35

WHEELS AND HUB CAPS

Our new wheels are very close to originals. They fit well with drum or disc brakes. Designed for tubeless radial or bias belted tires. We stock both original 6 lug pattern as well as 5 X 4 3/4" pattern for popular Chevy car wheels. The following hub caps are slightly modified inside to fit this wheel center, however the changes are not visible when installed.



MST150

Wheels, Bare Steel

Smooth finish. Ready for priming and paint. Used with MST155, MST159 or MST163 hub cap listed below.

Part No.	Description	Type	Price
MST150	1934-66 15" x 5" wide, 6 hole	each	154.30
MST166	1934-59 15" x 6" wide, 5 hole x 4 3/4"	each	141.75

Wheels, Chrome

High polished mirror finish. Use with MST155, MST158, or MST163 hub cap listed below.

Part No.	Description	Type	Price
MST149	1934-66 15" x 5", 6 hole	each	280.35
MST167	1936-66 15" x 6" wide, 5 hole x 4 3/4"	each	288.90



Hub Caps - Chrome Plated

Designed to fit "only" the above new wheels:

Part No.	Description	Type	Price
MST163	1936-59 9" Without logo	each	40.70

WARNING: The above hub caps will only fit these new wheels. They will **NOT** attach to the original wheels with inside spring clips. (Chrome ring not included. See.)



MST149

See page 136.



MST150
shown with
baby moon cap
MST163

NOTE: For show quality hub caps that fit original Chevrolet/GMC trucks, see TRIM PARTS



TR146

Stainless Steel Wheel Ring

As used on deluxe pickups. Top quality! Looks great in combination with a chrome hub cap. 1 3/4" wide.

Part No.	Description	Type	Price
TR146	15"	each	29.98
TR147	16"	each	29.15



Spare Tire Mounting Parts, Side Mount

Held in place by MS278. **Made in the USA!**

Part No.	Description	Type	Price
MST270NC	1934-36 Side mount tire clamp. Paint as original.	each	42.03



Spare Tire Side Vertical Mount Steel Rod

Made in the USA!

1/2" x 29" threaded. Secures mounting clamp that holds tire. MST270NC

Part No.	Description	Type	Price
MS285	1934-36 1/2 ton	each	37.50



Spare Tire Side Mount Nut.

Secures mounting clamp that holds tire. Removed with lug wrench. (Not a "T" handle used on cars.)

Part No.	Description	Type	Price
MS278	1934-36 1/2 ton	each	41.95



Spare Tire Hook

Holds up factory tire rack by attaching into rear cross sill. Includes special long retaining nut.

Part No.	Description	Type	Price
MS107	1937-50 1/2 and 3/4 ton	each	15.25



Spare Tire Hook Locking Nut.

Handmade in the USA!

This special long brass nut fits MS107, however, it has a groove for use with your factory spare tire lock.

Part No.	Description	Type	Price
MS275	1937-50 1/2 and 3/4 ton	each	24.75



34-46 SERIES

**MISCELLANEOUS
Continued**



Factory Tool Bag. *Made in the USA!*

An exact copy of the original canvas tool bag placed in new GM trucks during the 1940s and 1950s. Made with proper olive color material and snaps. Inside are cardboard sheets with scale artist's drawings of each tool. You will know which tools to look for at swap meets, second-hand stores, garage sales, etc.

Part No.	Description	Type	Price
MS151	Factory tool bag & sheets	set	33.25



Key Blank, General Motors Style

Part No.	Description	Type	Price
MS120	Authentic key for ignition, doors and glovebox. Ready to be cut at your local locksmith.	each	3.45



Blue Dots

An after-market option. Very popular during prior years. Cut glass with chrome over brass ring. The best quality made! Easy to install in all plastic taillight lenses.

Part No.	Description	Type	Price
MS225	Blue dot lens	pair	9.40

MS157



MS158R



Reflector License Plate Fasteners

An inexpensive extra accessory to go with that older truck. Adds the final detail to an otherwise plain area. Quality reflective jewels with aluminum back, long bolt, and hex nut. Wing nuts not used to help prevent theft.

Part No.	Description	Type	Price
MS157	Red plastic lens	pair	2.65
MS158O	Orange glass lens	pair	24.95
MS158G	Green glass lens	pair	24.95
MS158B	Blue glass lens	pair	24.95
MS158R	Red glass lens	pair	24.95

NOTE: Other than MS157, these are aluminum around glass, Will out last your vehicle! Your great grandchildren will be happy you bought them.



Scratch Pads

For jotting down your important notes. Edges are bordered and have four truck fronts at bottom. Logo states: "Old Chevy Trucks".

Part No.	Description	Type	Price
MS149	About 50 sheets (7" x 7-1/4")	each	5.20



Identification Tag. *Made in the USA!*

Exact copies of the oval etched plate used on the generator, starter, and distributor. Includes two threaded drive rivets.

Part No.	Description	Type	Price
MS128	Black etching on aluminum. Correct for 1941-59 distributor and 1941-55 generator and starter	each	7.90

Identification Tag Fasteners

Correctly attach your tags (distributor, starter, and generator) just like GM. Press in spline design. Eight fasteners.

Part No.	Description	Type	Price
MS518	1951-62	set	3.95



ID Fasteners

We have produced the correct ID plate clutch head fasteners. In the days when most people did not lock their homes Chevrolet actually used screw-in fasteners on their ID plates to secure them to the cowl or door post. Your truck is threaded to receive them. Jim Carter Trivia:: The one way push-in fastener did not begin until 1951. Surely we do not have to educate local law-enforcement agencies that "screw-in" is correct!

Part No.	Description	Type	Price
TR120	1934-1950 Screw Door ID Plate Retainer Screws (Clutch Head) Chevrolet and GMC Pickup Truck	each	10.00

BASEBALL CAP, HEAVYWEIGHTS

We challenge you to find a better quality heavy weight baseball cap. These are embroidered with official GM registered logos and come in low profile brushed cotton twill. One size fits all with adjustable rear band. Available in either black, tan with medium blue bill or tan with black bill. For great colored view of these attractive caps, click the miscellaneous section of our website 1934-46 catalog at www.jimcartertruckparts.com.



Jim Carter Truck Parts

Part No.	Description	Type	Price
MST459	Hat Jim Carter Logo on Black Hat w/USA Flag on side.	each	12.95



Identification Tags. *Made in the USA!*

The final authentic detail on your restored GM Truck! Black on silver tag showing the vehicle manufacturer, gross weight, horsepower, etc. (You stamp your serial number on spot provided.)

Part No.	Description	Type	Price
*TR403	1936-38 GMC, All truck sizes, inner center firewall	each	41.50
*TR404	1939-46 GMC, All truck sizes, right mid-cowl	each	18.80
*TR104	1939-41, Chevrolet, all truck sizes, right upper cowl	each	18.80
TR105	1942-46 Chevrolet 1/2 ton, 4600 pounds	each	18.80

*On all but TR105, You stamp your truck's weight on plate as original. Thus, one fits all.

TR120	ID Body Tag clutch head screws, as original 1934-50 Manufactured for JCTP!	pair	10.00
-------	--	------	-------

NOTE: Yes, in the days when you did not lock your house, GM used screws to attach ID plates. TR120 made correct for your threaded holes.



Jim Carter T-Shirt

Jim Carter Chest Logo w/All trucks on back.

Part No.	Description	Type	Price
MST460	Lrg White	each	15.70
MST461	X-Lrg White	each	15.70
MST462	XX-Lrg White	each	17.80



34-46 SERIES

**BASEBALL CAPS, HEAVYWEIGHTS
Continued**



FRONT



BACK

MST460



MST463-Ash



MST467-470

T-Shirts

Jim Carter T-shirts 50/50 Pro weight short sleeve tee.

Part No.	Description	Type	Price
MST460	Lrg White Jim Carter Chest Logo w/All trucks on back	each	15.70
MST461	XL White Jim Carter Chest Logo w/All trucks on back	each	15.70
MST462	XXL White Jim Carter Chest Logo w/All trucks on back	each	17.80
MST463	Med Ash Color Jim Carter 1947-55 Black Print on front	each	15.70
MST464	Lrg Ash Color Jim Carter 1947-55 Black Print on front	each	15.70
MST465	XL Ash Color Jim Carter 1947-55 Black Print on front	each	15.70
MST466	XXL Ash Color Jim Carter 1947-55 Black Print on front	each	17.80
MST467	Med Neon Green Jim Carter 1947-53 Chevy truck on front	each	15.70
MST468	Lrg Neon Green Jim Carter 1947-53 Chevy truck on front	each	15.70
MST469	XL Neon Green Jim Carter 1947-53 Chevy truck on front	each	15.70
MST470	XXL Neon Green Jim Carter 1947-53 Chevy truck on front	each	17.80

PLEASE DON'T TOUCH ME,
I'M NOT THAT KIND OF A TRUCK!



Don't Touch Me Sign

7" x 11" cardboard window sign at car show's to help keep fingerprints off your truck.

Part No.	Description	Type	Price
MS995	Please Don't Touch Me, I'm Not That Kind of Truck!	each	5.25



MS885



MSS333

Metal Signs

12" x 18"

Part No.	Description	Type	Price
MS885	Still plays with trucks. 12" x 18"	each	28.30
MSS333	No trespass sign. Metal. Black on white. 12' x 18"	each	28.30



Cage Nut

For many restorations, these unusual fasteners can be a great help. Weld both ears to your sheet metal. The inside square nuts are held in place and accept an attaching bolt.

We stock three diameters with these thread sizes:

Part No.	Description	Type	Price
MS657	5/16" X 18z	each	2.65
MS658	1/4" X 20	each	3.10
MS659	3/8" X 24	each	4.95



Hood Hold Open Supports

When you want your hood securely held in the open position. Originally on GMC but fit equally well on Chevrolet. Installs quickly on wishbone rod where it attaches to firewall.

Part No.	Description	Type	Price
MS508	1939-46	pair	62.95



MSB106

MSB107

Bumper Braces and Brackets. *Made in the USA!*

Steel flat bars formed as original.



MS237

Bumpers

Part No.	Description	Type	Price
MS199	1937 Chevrolet only, front or rear. Chrome	each	Inquire
MS200	1938-39 Chevrolet only, front or rear. Chrome with correct center horizontal indentation	each	Inquire
MSB213	1940 Chevrolet front or rear. Chrome with 2 horizontal grooves, as original	each	Inquire
MS237	1941-46 Chevrolet only, front or rear Chrome	each	477.75

Part No.	Description	Type	Price
MSB106	1934-36 1/2 ton, front. Best for reproduction bumpers only!	pair	152.25
MSB108	1937 1/2, 3/4, and 1 ton, front	pair	189.75
MSB203	1938-39 1/2 and 3/4 ton, front	set	184.25
MSB207	1940 1/2 and 3/4 ton, front	pair	152.25
MSB206	1941-46 1/2, and 3/4, front	pair	159.79
MSB107	1934-36 rear extensions (use with MS202). Set of 4	set	82.95
MSB199	1937 1/2 ton, rear. Set of 6 items	set	195.00
MSB204	1938-39 1/2 ton, rear. Set of 6 items	set	196.90
MSB208	1940 1/2 ton, rear. Set of 6 items	set	183.75
MS184	1941-46 1/2 ton, rear. Set of 6 items	set	159.50
MSB201	1937-46 Rear extensions. Set of 4.	set	89.50

NOTE: Bumpers from 1937 through 1940 are in the tooling stage. Inquire!



BUMPER BOLTS, NUTS, ETC.

FP176



FP107



Bumper Bolts - Chevrolet

Part No.	Description	Type	Price
FP176	1931-36 With large oval head, nut, and washer (polished stainless) 3 1/2" inches high	each	36.50
FP173	1931-36 Bumper end eye bolts, nuts, and washers (polished stainless)	pair	48.85
FP106	1937 With rounded chrome head as original	each	4.75
FP107	1938-46 With oval head as original (polished stainless)	each	7.10
FP107A	1938-46 Sold in a set of 5	set	31.00



FP106

Bumper Bolts - GMC

Part No.	Description	Type	Price
FP176	1936-38 With large oval head, nut, and washer (stainless)	each	36.50
FP106	1936-46 With rounded chrome head as original	each	4.75



FPF211

Bumper Bolt Nuts

Part No.	Description	Type	Price
FP210	For use with FP106 bumper bolts	each	.25
FPF211	Marsden style has original slots in sides. For FP106	each	3.95

NOTE: For the perfectionist: The slotted Marsden self-locking nuts came on early trucks.



Bumper Brace Rubber Covers

Part No.	Description	Type	Price
FP228	1941-46 Fits over brace openings in front splash apron below grill	pair	15.70


MISCELLANEOUS PARTS, ETC.



Truck Covers, Universal Truck Fit

A great light weight single layer cover designed for protecting your truck during inside storage. Very close to a custom fit. Clean with a garden hose. Not designed for longterm outside storage.

Part No.	Description	Type	Price
MST179	1936-72 Chevrolet/GMC shortbed (Universal)	each	94.00
MST196	1936-72 Chevrolet/GMC Suburban and Panel	each	98.45



1937 Suburban by Bryant Stewart



Vintage Flashlight

Now available for the first time since the 1950's. The metal clamp attaches to the steering column and the chrome flashlight snaps to the rubber edge clamp. A popular item made just like the original! Requires 2 D-cell batteries. (Not included.)

Part No.	Description	Type	Price
MS720	Flashlight and clamp	each	29.95



Auto Dolly. Made in the USA!

Move your special car or truck easily across a floor. Free up space in garage or storage buildings. These heavy duty dollies are made in Nebraska, USA. and rated at 6000 lbs. Low profile 1/4" powder coated steel plate. Polyurethane ball bearing won't mar floors and can turn 360 circle. Packed in sets of four each. These are not light weights!

Part No.	Description	Type	Price
MS710	set of 4 (8" wide x 16" long)	set	156.45
MS711	set of 4 (12" wide x 16" long)	set	166.95



Mouse Pad

A mouse pad for beside your computer! Has Jim Carter Logo and some of the trucks that always have part available.

Part No.	Description	Type	Price
MST457		each	5.25

GOT TO SEE THESE!



Counter or Bar Stool

We provide seven "GM" counter or bar stools. Great for your shop or rec. room. Their colorful 14" cushions swivel on chrome legs 30" high.

Part No.	Description	Type	Price
MS650	GMC General Motors Trucks	each	115.00
MS651	Super Service	each	115.00
MS652	We Use Genuine Parts	each	115.00
MS653	Chevrolet Racing	each	115.00
MS654	Red Bowtie on all Black Seat	each	115.00
MS655	Ok Used Cars	each	115.00



PAINT, EXTERIOR

**Apple Green
PT490**



To date, most of our customers have found no supplier for the proper colors for vintage GM trucks. The only choice was to have paint mixed close to the original. We can now correct that problem. We have obtained a source for the more popular exterior colors for Chevrolet and GMC 1936 and up. 1/2 and 3/4 ton pickups usually require 1-1/2 gallons for good paint coverage. These are mixed in fresh acrylic enamel.

NOTE: Sorry, no paint shipped out of the 48 Continental United States.

LI142



Paint Sheets

Lists the names and years of the various colors which were available from 1936 to 1966.

Part No.	Description	Type	Price
LI124	1936-66 Chevrolet	each	.50
LI142	1938-66 GMC	each	.50



PT406

Basic Colors - Chevrolet



Part No.	Description	Type	Price
PT490Q	1936-42 Apple Green (not the pin stripe color)	quart	59.35
PT490G	1936-42 Apple Green (not the pin stripe color)	gallon	178.00
PT401Q	1936-48 Boatswain Blue	quart	59.35
PT401G	1936-48 Boatswain Blue	gallon	178.00
PT402Q	1936-48 Brewster Green	quart	59.35
PT402G	1936-48 Brewster Green	gallon	188.50
PT403Q	1936-48 Export Blue	quart	59.35
PT403G	1936-48 Export Blue	gallon	178.00
PT404Q	1936-52 Armour Yellow	quart	62.80
PT404G	1936-52 Armour Yellow	gallon	188.50
PT406Q	1936-55 Cream Medium	quart	59.35
PT406G	1936-55 Cream Medium	gallon	178.00



PT802



PT801



PT803

Basic Colors - GMC

Part No.	Description	Type	Price
PT801Q	1938-50 Ferrara Blue	quart	59.35
PT801G	1938-50 Ferrara Blue	gallon	178.00
PT802Q	1938-52 Morat Green	quart	72.00
PT802G	1938-52 Morat Green	gallon	276.00
PT803Q	1938-52 Narva Green	quart	59.35
PT803G	1938-52 Narva Green	gallon	178.00
PT806Q	1939-53 Brewster Green	quart	59.35
PT806G	1939-53 Brewster Green	gallon	178.00



PT405



Red and Maroons - Chevrolet

Part No.	Description	Type	Price
PT405Q	1936-52 Swifts Red	quart	62.80
PT405G	1936-52 Swifts Red	gallon	188.50
PT407Q	1936-72 Omaha Orange	quart	62.80
PT407G	1936-72 Omaha Orange	gallon	188.50
PT804Q	1938-52 Pimpernel Scarlet	quart	62.80
PT804G	1938-52 Pimpernel Scarlet	gallon	188.50
PT805Q	1938-53 Permanent Red	quart	62.80
PT805G	1938-53 Permanent Red	gallon	188.50



PT603AG

Pin Striping Tape for Cabs

A final detail for the perfectionist. Furnished in the original width and most of the factory colors. Location and technical instructions included for 1939-46. (Example: Scarlet stripe was used over Boatswain Blue. Black was used over Medium Cream. Argent Silver stripe was used over Swifts Red and Black.)

Part No.	Description	Type	Price
PT603AG	Apple Green	kit	15.25
PT603SC	Scarlet	kit	15.25
PT603SI	Argent Silver	kit	15.25
PT603WH	White	kit	15.25



Kildare Green

During 1939-46, Brewster green was the standard color on Chevrolet trucks. The other colors were non extra cost options. We now have the harmonizing green color that was placed on the cab and hood belt moulding of the Brewster Green trucks. An apple green stripe PT603AG was placed on the center of the belt line as a final touch.

Part No.	Description	Type	Price
PT602	Kildare green	pint	44.65



CHEVROLET TRUCKS



PICK-UPS



PANELS



STAKES



CAB-OVER-ENGINE



TRACTOR-TRUCKS AND CHASSIS FOR SPECIAL EQUIPMENT



99 MODELS • 9 WHEELBASES • THE RIGHT TRUCKS FOR ALL TRADES



PAINT, INTERIOR



1936-38 Chevrolet Interior Powder Coating

Now available after 75 years! So much research and experimenting to get the 1936-1938 wrinkle interior appearance right. The color, the wrinkle, the texture of our powder coating will separate the men from the boys in any truck gathering. It is applied by a powder coating company in most medium sized towns. A 5 pound bag is enough for all removable interior parts such as door panels, upper window panels, dash, rear panel around window, windshield wiper plate and panel, etc. **Good News!** All the panels requiring this color are attached to the cab with small screws. Therefore, this powder coating can even be used on the metal of a restored cab of an incorrect color and texture.

For more photos and even a better discription, check our website tech articles at the lower end of the beginning page. Click 1934-46 and then "Paint Colors".

Part No.	Description	Type	Price
PT700	Powder Coating	5 pounds	99.75

* Very limited supply!



1936-38 Chevrolet and GMC Special "Wrinkle" Finish

An alternative color on these early trucks.

Part No.	Description	Type	Price
PT135	Black	quart	40.45



Interior Paint

For cab, doors, dash, seat frame, etc. Formulated to exact color. Two quarts normally required.

Part No.	Description	Type	Price
PT105	1939 Chevrolet, gray brown enamel	quart	68.80
PT133	1941-46 GMC, silver brown enamel with slight metallic	quart	65.65

Steering Wheel and Column Paint, Chevrolet

Part No.	Description	Type	Price
PT136	1946 Brown (1941-45 were black)	pint	39.50



1937 Chevrolet Logging Truck



Look what a 216 six cylinder can do with a low speed rear end!

PAINT, ENGINE AND TRANSMISSION

Engine Paint

The best high-temperature engine enamel available anywhere. Exact factory colors to give your engine that "final touch". Fast drying. Brushing uses thicker paint and gets into hidden places without overspray.

Part No.	Description	Type	Price
PT115	1929-62 Chevrolet six cylinder, grey	quart	48.25
PT117	1939-48 GMC six cylinder, olive	quart	59.00



Transmission Paint

Gives the appearance of new cast iron. A must for the perfect restoration.

Part No.	Description	Type	Price
PT138	12 ounce spray can	each	19.45



Exhaust Manifold Filler

Hi temp paste fills rust pit holes

Part No.	Description	Type	Price
MEE324	1936-52	each	15.75

Engine Accessory Paint

Black. For generator, starter, distributor, frame, etc. High temperature.

Part No.	Description	Type	Price
PT119	Black paint	quart	20.50



34-46 SERIES

Paint

PAINT, BUMPER AND GRILLE

FOR THE PERFECTIONIST!



Turret Grey

During World War II when chrome was not available, grey paint was substituted. We now have the proper enamel color as used on Chevrolet grilles, hub caps, bumpers, and hood strips during most of 1943-45.

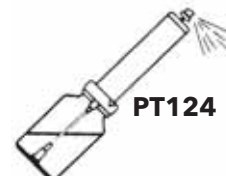
Part No.	Description	Type	Price
PT100	1943-45 Gray paint	quart	61.95



PT125



PT126



PT124

Paint Sprayer, Portable

Can be used to spray over 1,001 products. With this self-powered unit you can make your own sprayer for quality paints. Particularly good in spraying paints or doing smaller touch-up jobs. Sprays 12 to 16 ounces of liquid.

Part No.	Description	Type	Price
PT124	Complete sprayer	set	12.25
PT125	Extra power unit	each	12.25
PT126	Extra product container, glass	each	2.90



**PAINT, BUMPER AND GRILLE
Continued**



Most everyone has heard about POR-15.

We were so impressed with what this product can do for you in your restoration, we became a dealer! Whether you are painting the frame on a body-off restoration or just protecting your battery tray from acid chemicals, this "one time" application will do the job. Even great on farm machinery and underwater marine items. It's proven reputation is unequalled!!

Metal Ready

Provides the best adhesion on any metal surface including aluminum and polished surfaces. It gently etches the metal and gives an ideal surface for coatings such as POR-15 after thoroughly degreasing, "Metal Ready" will neutralize rust and etch any clean bare metal. (This is not needed for the POR-15 coating below if the surface is grease free.)

Part No.	Description	Type	Price
POR15DMRQT		quart	23.05



POR-15 Coating

This is what its all about !! Chemically combines with rust as you paint. No need to remove rust first. Great on truck and car parts such as frames, suspension, floor pans, corroded battery trays, and even engines. This is not just paint. It is so tough you will be surprised how little the chassis is effected by rocks on gravel roads.

Part No.	Description	Type	Price
POR15DPSG	Semi gloss black	pint	41.95
POR15DPQB	Semi gloss black	quart	62.95
POR15DPB	Black	pint	38.80



Fuel Tank Sealer

This high-tech sealer is formulated to not only stop pin hole leaks but resists all fuels including those with higher alcohol content. Stops rust corrosion, and leaks permanently. Chemically bonds to the inside tank metal surface. Seals up to a 25 gallon tank.

Part No.	Description	Type	Price
POR15DQFTS		quart	51.20



Marine-Clean

Cleans and degreases in one application without leaving residues, noxious fumes or flammable solvents.

Part No.	Description	Type	Price
POR15DQMC		quart	13.65



POR-15 Solvent

Specially formulated for easy cleanup or thinning of POR-15 Rust Preventive Paint.

Part No.	Description	Type	Price
POR15QSLV		quart	19.45

1938 Chevrolet Canopy Express



*Owner: Stephen Richards of
Queensbury, New York*



*Steve Richards first got it delivered
from California to New York! It
was very nice for an untouched
work truck. He says it was really
expensive but often this is the least
expensive way if you plan on a full
restoration. Show quality.
A part of US history!*



RESTORED RADIOS

JIM CARTER TRIVIA

RA108

*During the early years one manufacturer placed an attractive small red ball at the top of their antenna.

This was to attract attention to others that your vehicle had a radio. Radios were a rare, expensive accessory in the early years.

RADIO ANTENNA



Radio Antenna*

Duplicate of the style used in the 1930's and 1940's with small red ball on top. Stainless mast and two hand polished chrome side brackets that attach to cowl in front of door. Show quality.

Part No.	Description	Type	Price
RA108	1946 and older cabs	each	48.25



Radio Noise Suppressors

On some applications annoying radio noise is picked up and heard through the speakers. This is usually due to original style copper core spark plug wires. It can be eliminated with our suppressors. They originally were attached to three places on your truck's electrical system. Try one or all three to eliminate noise. Place on battery terminal of voltage regulator, battery side of coil, and armature side of generator.

Part No.	Description	Type	Price
RA450	Radio suppressor	each	30.00



Voltage Reducer

Part No.	Description	Type	Price
EL135	Drops 12 to 6 volts. Necessary if you have converted to a 12 volt system and use a 6 volt radio	each	25.15
EL181	Medium duty, keeps the necessary 6 volt current to ignition points	each	16.75
EL110	Light duty, for gas gauge	each	4.50
EL311	Light duty, for gas gauge (exact readings)	each	28.75





Featured Truck of the Month - April 2015



1936 Chevrolet Series FB Panel Delivery:
Blast From the Past





34-46 SERIES

CAB REPAIR PANELS

Save much body time attempting to make these unusual panels.



SM456

Cowl Panel, Lower Front. *Handmade in the USA!*

Original gauge metal! Hand formed. 6" high.

Part No.	Description	Type	Price
SM456L	1941-46 Left, Two piece set (1 inner and 1 outer)	set	136.00
SM456R	1941-46 Right, Two piece set (1 inner and 1 outer)	set	136.00
SM464L	1939-40 Left, Two piece set (1 inner and 1 outer) 6"	set	126.04
SM464R	1939-40 Right, Two piece set (1 inner and 1 outer) 6"	set	126.04



SMD147L

Door Patch Panels, LOWER. *Made in the USA!*

These hand rolled and formed panels nicely replace your rusted out door skins. Includes the three right angle edges to bend over your door frame. The shorter panel will repair the spotted rust on the door bottom edge if all else is good. Professional installation recommended to insure a perfect final appearance! Welding without warping panels is difficult for an amateur!

Part No.	Description	Type	Price
SMD146L	Late 1936-38 left, approx: 6" high	each	59.75
SMD146R	Late 1936-38 right, approx: 6" high	each	59.75
SMD147L	1939-46 left, approx: 6" high	each	57.75
SMD147R	1939-46 right, approx: 6" high	each	57.75



SM468

Cab Corners - Lower

Finally a professionally made panel with tooling that correctly replaces the rear corners of the pickup cab. These are so often rusted beyond repair. Saves many hours of body shop time. Correct metal thickness and about 10" high.

Part No.	Description	Type	Price
SM468	1936-46	pair	83.50



SM309L

Door Patch Panels (continued) *Made in the USA!*

Slightly curved replacement panel, you fit to door. Welding without warping is difficult for the amateur.

Part No.	Description	Type	Price
SM308L	Late 1936-38 left, approx: 26" high	each	131.25
SM308R	Late 1936-38 right, approx: 26" high	each	131.25
SM309L	1939-46 left, approx: 25" high	each	136.25
SM309R	1939-46 right, approx: 25" high	each	136.25



Door Bottom Panels. *Made in Canada!*

Will perfectly fit your original doors. These hand made pieces include the proper bends and curved edges. Original gauge metal. Saves an otherwise good original door.

To our knowledge, these have never been available before!

Part No.	Description	Type	Price
SMD149L	1936-38 Left	each	109.50
SMD149R	1936-38 Right	each	109.50
SMD150L	1939-46 Left	each	109.50
SMD150R	1939-46 Right	each	109.50



FL305

Floorboard and Toeboard Sections - Metal.

Made in the USA!

New on the market! Made in original gauge metal. Fits just right.

Part No.	Description	Type	Price
FL301	1936-38 3-speed transmission, floorboard	each	223.75
FL302	1936-38 4-speed transmission, floorboard	each	223.75
FL303	1939-40 3-speed transmission, floorboard	each	223.75
FL304	1939-40 4-speed transmission, floorboard	each	183.75
FL305	1941-46 3-speed transmission, floorboard	each	223.75
FL306	1941-46 4-speed transmission, 1/2 ton, floorboard	each	223.75
FL307	1941-46 No holes for master cylinder, battery or shift lever. (street rod type floor)	each	223.75
FL308	1941-46 Toeboard	each	183.75

NOTE: The smaller trucks have a different master cylinder position than the 3/4 to 1 1/2 ton, thus this hole is not punched.

NOTE: The small center rear hole allows your finger to lift panel.



Rocker Panels, Screws on to panels below door.

Part No.	Description	Type	Price
SMR464	1939-46 Left, Metal, new tooling	each	131.25
SMR465	1939-46 Right, Metal, new tooling	each	131.25

NOTE: For 1936-38, shorten the metal panels 1939-46.



SMB457

Body Lower Side Panels, for Suburban, Panel truck, and Canopy Express.



This is a "first time ever" for this filler panel between the rear door and rear fender. Excludes the horizontal lower ridge. 8" x 36".

Part No.	Description	Type	Price
SMB457	Left	each	139.95
SMB458	Right	each	139.95



Panel Truck Tool Box Lid

Made in our own wood shop! Is an exact copy of an original found in a nice panel truck 15 years ago. Covers the in-floor tool box which is under the passenger seat. You provide your original hardware. Finger hole included.

Part No.	Description	Type	Price
FL196	1939-46 Tool box lid	each	37.30

NOTE: See our website tech article "1941 Chevy Panel Truck Interior"

BED SHEET METAL



Front Bed Panels. Made in the USA!

Now, for the first time since discontinued by General Motors. 16 gauge, bends, welds, holes, etc., as original. Bolts into place as original. Price includes the mounting rod and the bolts, nuts, and washers for securing the panel to the bed sides and flat surface.

Part No.	Description	Type	Price
SM113	1934-39 Chevrolet, 1934-38 GMC, 15 x 45 3/4"	each	198.05
SM114	1940-46 Chevrolet, 1939-46 GMC, 15 x 48 1/2"	each	198.05

NOTE: 1939-46 GMC uses a metal bed floor (not wood).



SM117



SM172

Tailgates. Made in the USA!

Formed steel, with ends. Ready for final sanding and painting. These quality tailgates are made to original specifications. In primer.

Part No.	Description	Type	Price
SM117	1934-39 Chevrolet, non lettered. Also fits GMC	each	343.35
SM241	1939 Chevrolet, includes rolling script as original	each	405.30
SM207	1940 Chevrolet, includes rolling script as original	each	454.00
SM172	1941-46 Chevrolet, non lettered. Will also fit GMC	each	283.00

NOTE: If you want the Chevrolet script on your 1934-38, use the 1939 tailgate (SM241).

NOTE: 1939-46 GMC uses a metal bed floor (not wood).

NOTE: SM207 has the correct large lower roll and requires SM175, SMT196.

SM151



SM175

Tailgate Hinges and Adaptor, Stepside

Part No.	Description	Type	Price
SM151	1934-39 (Also fits SM166.)	each	17.80
SMT196	1940 Adaptor	pair	59.95
SM175	1941-53	each	15.70

A true 1940 has much larger hinge hole. If you are lucky to have an original, you may need SMT196 with the SMT175.



Hidden Tailgate Latches, Stepside.

Made in the USA!

For use in custom applications for replacing the old tailgate chains. This is a unique "locking" system that keeps them in open position when the gate is down. Zinc plated. These work great with the tailgate arms below.

Part No.	Description	Type	Price
SM608	1941-72	pair	133.00



Tailgate Support Arms, Stepside. Made in the USA!

When you want to eliminate the original tailgate chains! Hidden when gate is closed. Excellent for the custom stepped truck for something a little different! Zinc plated. Assembly includes upper and lower pivots, links, and installation hardware.

Part No.	Description	Type	Price
SM610	1941-53 Chevrolet / GMC	kit	120.00

Tailgate Chain Hook Protectors

Protect your newly painted tailgate from chips. This is always a problem where the chain enters the tailgate. The small clear vinyl covers are almost invisible!

Part No.	Description	Type	Price
SM245	1932-53	pair	1.35



Tailgate Chains

Part No.	Description	Type	Price
SM229	1932-53 Remove eyebolts if used on 1932-40, zinc plated	pair	35.60
SMT300	1932-53 Stepside, polished stainless steel	pair	52.00



Tailgate Chain Cover. *Made in the USA!*

Protect the paint on your bed with these original type tubular covers. Includes water drain hole.

Part No.	Description	Type	Price
SM246	1932-72 Stepside - black	pair	10.45
SM2461	1932-72 Stepside - clear	pair	13.60



SM208

Running Board to Bed Apron. *Made in the USA!*

Metal reproduction. Exact bends and original gauge.

Left

Part No.	Description	Type	Price
SM208	1934-36 1/2 ton	each	58.75
SM164	1937-39 1/2 ton	each	58.75
SM152	1940-46 1/2 ton	each	62.95
SM237	1940-46 3/4 ton	each	62.95

Right

Part No.	Description	Type	Price
SM209	1934-36 1/2 ton	each	58.75
SM163	1937-39 1/2 ton	each	58.75
SM149	1940-46 1/2 ton	each	62.95
SM238	1940-46 3/4 ton	each	62.95

RUNNING BOARDS, ETC.



Smoothie Running Boards, Metal. *Made in the USA!*

These all metal, running boards are perfect for the custom non-original 1/2 ton. Includes underside connecting brackets. Smooth metal, no ridges, 16 gauge cold roll steel.

Part No.	Description	Type	Price
MS401	1937-38	pair	693.99
MS401W	1937-38 Two inch wider in rear for larger tires	pair	793.99
MS402	1939-40	pair	693.99
MS402W	1939-40 Two inch wider in rear for larger tires	pair	931.99
MS403	1941-46	pair	693.99
MS403W	1941-46 Two inch wider for larger tires	pair	931.99

NOTE: These items require two weeks to ship.





34-46 SERIES



Running Board to Brace Brackets
Made in the USA!

Weld to the underside of your boards as original. Has proper bolt slots for securing to braces.

Part No.	Description	Type	Price
MS2291	1936-55 6" long, 2 required per truck	each	12.55
MS2292	1936-55 7" long	each	14.65
MS2293	1934-46 9" long, 2 required per truck	each	15.70



Running Board Reinforcements. Made in the USA!

Perfectly replaces rusted-out welded on running board reinforcement between the two brace securing units. Cut these 30" units to your exact needs.

Part No.	Description	Type	Price
MS189	1934-55 2 required per truck	each	15.25



MS220



MS215




MS215G & MSR222

Running Board Step Plates Made in the USA!

Beautiful polished aluminum.

Part No.	Description	Type	Price
MS220	Chevrolet with toe kick 5" x 8 3/4"	pair	73.45
MS215	Chevrolet with blue Bow-tie emblem 5-1/4" x 11".	pair	62.95
MS215G	GMC with attractive early style letter design 5" x 10 5/8"	pair	59.00
MSR222	GMC as MS215G except non-polished 5" x 10 5/8"	pair	41.95



Running Board Tread Patch Panel

Replaces the rusted out section on your original GM running board. Just like original ridges. Dimension approx. 7"x22".

Part No.	Description	Type	Price
MS228	1937-55	each	34.60

BED SIDES FOR STEPSIDE PICKUPS

Made in the USA!

Excellent 16 gauge metal reproductions. Includes stake pockets and corner bed strips. A few exceptions noted below are without these welded-on parts. (On these, use your own corners and stake pockets.)

NOTE: The 1934-36 bed sides can be purchased with or without the center wheelwell humps which provides clearance for original lever action shock absorber arms. For 1940-46 GMC metal bottom beds. See Metal Bed Floors in our Bed Part Section.

SM244L



Chevrolet and GMC Bed Sides Stepside - 1/2 Ton

Part No.	Description	Type	Price
**SM244L	1934-36 Left, without humps, no lever action shocks	each	604.95
**SM244R	1934-36 Right, without humps, no lever action shocks	each	604.95
SM223L	1937-39 Left complete	each	675.00
SM223R	1937-39 Right complete	each	675.00
SMB398	*1940 Left complete	each	733.00
SMB399	*1940 Right complete	each	733.00
SMB400	1941-46 Left, with fender holes as original	each	559.95
SMB401	1941-46 Right, with fender holes as original	each	559.95

NOTE: The 1940 bed sides are similar to the 1941-46 design however the chain connection is a separate welded-on bracket.

NOTE: The 1934-36 Bed sides have approx: 72" length while 1937 and newer increased an additional 5 inches.

NOTE: GMC did not offer a short bed on their 1/2 tons in 1936.



Chevrolet Long Bed Stepside - 3/4 Ton

Part No.	Description	Type	Price
SM233L	1937-39 Left complete	each	695.10
SM233R	1937-39 Right complete	each	695.10
SM211L	1941-46 Left complete	each	743.00
SM211R	1941-46 Right complete	each	743.00



1936 GMC

GMC Long Bed Stepside - 1/2 and 3/4 Ton

These 16 gauge sides are slightly longer than Chevrolet in the 1937-38. These are all just like they came originally. Includes welded on stake pockets and punched steel angle strips. Holes included for fender and front bed panel installation. Chain bracket riveted and spot welded to the rear stake pocket.

Part No.	Description	Type	Price
SMB390	1937-39 long 1/2 & 3/4 ton, left	each	896.70
SMB391	1937-39 long 1/2 & 3/4 ton, right	each	896.70
SM211L	1941-46 long 1/2 & 3/4 ton, left	each	743.00
SM211R	1941-46 long 1/2 & 3/4 ton, left	each	743.00

SM162LR



Stake Pockets. *Made in the USA!*

Contour and metal gauge as original. Weld to bed sides.

Part No.	Description	Type	Price
SM161F	1934-39 Front, right or left	each	52.50
SM161LR	1934-39 Left rear	each	70.00
SM161RR	1934-39 Right rear	each	70.00
SM160F	1940-53 Front, right or left	each	71.40
SM162LR	1940 Left rear	each	160.00
SM162RR	1940 Right rear	each	160.00
SM160LR	1941-53 Left rear	each	99.00
SM160RR	1941-53 Right rear	each	99.00

CALL: 1-800-882-1913



Tailgate Chain Brackets

Attaches to bed side to hold tailgate chain.

Part No.	Description	Type	Price
SMB300	1934-40	pair	30.40



SMC101



SMC100

Bed Side Hole Cap, 1-3/4" Diameter Roll

For the finishing touch on your modified truck. A rubber O-ring band surrounds the outside of the metal cap and holds it in place. Just press in and the job is done for a more custom look.

Part No.	Description	Type	Price
SMC100	1940-66 Smooth finish	pair	60.50
SMC101	1941-66 With a Bowtie cut in the smooth surface	pair	89.75



Bed Roll Custom Lights

For the custom non-original stepside pickup. Fits in the bed roll and is a great addition to the original taillights. A pair of single filament units are extra stop or turn signal lights. Your wiring runs forward through bed roll, down a stake pocket and connects to the tail light harness. An included rubber O ring keeps this light secure in bed roll. Complete with lens, housing, sockets, wiring, and instructions. A great extra.

Part No.	Description	Type	Price
SMC120	1940-66 Stepside 1 5/8" diameter roll	pair	85.60

www.oldchevytrucks.com



REAR FENDERS



Rear Fenders, Fiberglass

Part No.	Description	Type	Price
SM256L	1937-38 Left, 1/2 and 3/4 ton	each	624.75
SM256R	1937-38 Right, 1/2 and 3/4 ton	each	624.75
SM400L	1939-46 Left, Panel and Suburban	each	456.75
SM400R	1939-46 Right, Panel and Suburban	each	456.75
SM258L	1940-46 Left, 1/2 and 3/4 ton, fiberglass	each	878.00
SM258R	1940-46 Right, 1/2 and 3/4 ton, fiberglass	each	878.00

SURPRISE: We have special boxes for these rear fenders! Thus, we ship less expensive Fedex, not truck line.
FREE BONUS: We include the factory style metal braces with pickups on all above fenders, except Suburban Panel. Secures to the inner edge. A must to keep these rare fenders from moving in the wind or someone leaning against them!



Rear Fenders, Metal

Part No.	Description	Type	Price
SMF341L	1934-36 Left, 1/2 ton Panel, Suburban, and Pickup	each	498.75
SMF341R	1934-36 Right, 1/2 ton Panel, Suburban, and Pickup	each	498.75
SMF413L	1940-46 Left, 1/2 and 3/4 ton plus metal top crown brace (MS109)	each	1359.75
SMF413R	1940-46 Right, 1/2 and 3/4 ton plus metal top crown brace (MS109)	each	1359.75

SURPRISE: We have special boxes for these rear fenders! Thus, we ship less expensive Fedex, not truck line.
FREE BONUS: We include the factory style metal braces on all above fenders, except Suburban Panel. Secures to the inner edge. A must to keep these rare fenders from moving in the wind or someone leaning against them!

Fender Protectors

Stop fender paint stars! Yes, sharp gravel points hitting under your fenders at high speed can put unsightly stars on the top painted surface. Protect your fiberglass and metal fenders. Deflect road gravel using specially developed "knobby" designed, flexible, black panels that form and adhere to the underside of your fenders. Great insurance protection against paint stars. Guaranteed not to separate when applied properly. Each kit contains two 1/4" panels, 10" x 42", adhesive, and instructions.

Part No.	Description	Type	Price
SMP100	Fender protectors	pair	73.00



Fender Braces, Rear

Add stability to rear fenders.

Part No.	Description	Type	Price
MSB009	1934-36 Rear fender	pair	62.50
MSB101	1937-38 Rear fender	pair	52.00
MSB100	1940-41 Rear fender. Original style brace for lower rear of fender	each	34.15
MS109	1940-46 Rear fender. Fits under top crown of fender. Original on 1942-46, but excellent support on all 1940-46 pickup rear fenders	each	31.00

MISCELLANEOUS



Rear Valance Edge, Panel, Suburban (Below double doors.)

The upper edge of this panel welds against body. Correct horozonital ribs.

Part No.	Description	Type	Price
SM574	1939-46 1 3/4" wide	pair	94.00



**MISCELLANEOUS
Continued**

Sheet Metal Tools

These Spotweld Cutters are the Professional's choice for removing spot welds. They make body panel repairs easy. By cutting around the spot weld and leaving the underlying panel undamaged, the damaged panel can quickly be taken off. The panel can be repaired and welded back on or a new panel be put back using the spotweld cutters to make plug holes for welding. Our Spotweld Cutters are used in a regular hand-held drills. There's no need to buy expensive spot weld guns to drill out spotwelds. So, whether you work in a high-end collision shop or in your garage restoring your dream machine, these Spotweld Cutters will make life easier.



Part No.	Description	Type	Price
TL093	Spotweld Cutter, Premium With Skip Proof Arbor	each	52.45
TL094	Spotweld Cutter, Premium With Standard Pilot	each	33.65
TL224	Spotweld Cutter, Double-End	each	19.45
TL096	Spotweld Cutter Kit, Premium With Skip Proof Arbor (3) 3/8" Cutters, Arbor w/ Skip-Proof Pilot, & Extra Pilot	each	57.70
TL082	Spotweld Cutter Kit, Premium With Standard Arbor (3) 3/8" Cutters, Arbor w/ Standard Pilot, & Extra Pilot	each	52.45
TL1083	Replacement Cutters for TL094, TL093, TL082 & TL096 (3) 3/8" Cutters	set	36.70
TL214	Replacement Cutters for TL224 Three Double-End cutters (3) 3/8" Cutters	set	18.15
TL750	Cutter Stick Lubricant For Spotweld Cutter, 1.6 oz tube	each	14.95

This Sheet Metal Flanger makes a perfect step joint fast and easy! Repairs made in half the time with absolutely no stretching or distortion of material. Makes a perfect joint even through underbody deadener in sculptured contours and high crowns. No need to remove parts of the vehicle - with the Blair Flanger, all work is performed from one side. Lightweight 7" cam action flanger springs open for quick release and position of next compression.

Part No.	Description	Type	Price
TL229	Flanger, For Sheet Metal, Makes a perfect joint	each	39.70

Featured Truck of the Month - September 2013



1936 GMC
Pat Kroeger - Florida



BEFORE & AFTER

1946 Chevrolet COE
Billy Marlow - Maryland





Featured Truck of the Month - October 2017



1939 Chevrolet
1/2 Ton
Robert Bratcher
Missouri





SPEEDOMETERS

SP102



SP101



Gauge Refacing Kits. *Made in the USA!*

Finally, a proper refacing kit for those otherwise good dash gauges. Many hours and much talent put into this project. If your gauges work, you can make them look like new with this kit. Custom waterless, stick-on decals perfectly cover those weathered gauges. Exact, as original. Kit includes detailed instructions, plus decals to do all instruments, speedometer and odometer.

Part No.	Description	Type	Price
SP107	1934-35 Chevrolet, black. For 90 mph gauge	set	11.05
SP102	1936-39 Chevrolet, cream. For 100 mph gauge	set	13.40
SP106	1936-39 GMC, dark cream. For 80 mph gauge	set	13.40
SP101	1940-46 Chevrolet, brown. For 100 mph gauge	set	13.40
SP174	1940-46 GMC, dark cream. For 80 mph gauge	set	13.40



Speedometer - New

We have these rebuilt to the highest quality by one of the top rebuilders in the USA, with 25 yrs experience.

Part No.	Description	Type	Price
RESP179	1940-46 Chevrolet	each	341.25



Odometer - New

Correct black 10th wheel with white numbers. The other five wheels are white with black numbers. The gear on end has the correct straight teeth, not tapered. Thus, "Not" 1940-46.

Part No.	Description	Type	Price
SP180	1937-1939 and 1947-1954	each	36.50
SP109	1934-1935 and 1955-1959 Decal only	set	10.45

NOTE: SP109 is Set 7 rows of white on black numbers and 7 row of black on white number.



RESP168



RESP 174

Speedometers - Rebuilt. *Made in the USA!*

Professionally rebuilt AC Delco units by the best in the business. Not reproductions. Include new odometer, needle, and face decal, as appropriate. Other items rebuilt or replaced. Show quality. We supply original units, never non-repairable imports.

Part No.	Description	Type	Price
RESP168	*1934-35 Chevrolet (attaches to square end type cable)	each	404.25
RESP169	*1936 Chevrolet (attaches to square end type cable)	each	362.25
RESP184	1937-39 Chevrolet 1/2 ton	each	351.75
RESP170	*1936-39 GMC (attaches to square end type cable)	each	351.75
RESP179	1940-46 Chevrolet 1/2 and 3/4 ton	each	341.25
RESP174	*1940-46 GMC Big truck (attaches to square type cable)	each	351.75
SP187	Core charge for speedometers listed above	core	60.00

NOTE: *These units have a correct large 7/8" rear threaded shaft. The others are 5/8".

*** MUST HAVE YOUR CORE!**

MISCELLANEOUS



RESP231

Gauge Clusters - Professionally Rebuilt

We can restore your 1940-46 cluster to excellent condition including new glass, chrome bezel, gaskets, painted metal, new decals on working checked gauges, rebuilt speedometer, etc. You will really like this! **Exchange only.**

Part No.	Description	Type	Price
RESP230	1940-46 Chevrolet	each	625.00
RESP231	1940-46 GMC	each	625.00
RESP230V	1940-46 Chevrolet Heat gauge extended for V-8	each	640.00
RESP231V	1940-46 GMC Heat gauge extended for V-8	each	640.00
SPC233	Core charge for RESP230, RESP231, RESP230V and RESP231V	core	100.00

NOTE: Gauges, rebuilt cleaned, repaired, with new face decal. For the show truck. Inquire about rebuilt 1934-39 Chevrolet and GMC, gauges. Special order as cores are available! Yes, your older gauges are probably rebuildable if they haven't been left outside in the weather.

GAUGES

We have new (or restored to look and operate new) gauges for the 1934-46 trucks. Let us know your specific needs if you don't require our complete restored clusters listed in this catalog. Important: We can restore your other GM truck gauges. Send us your cores. Inquire about other years. Inquire about other New Gauges!

RESP234



Oil Gauge, GM Rebuilt

Part No.	Description	Type	Price
RESP265	1934-35 Chevrolet 30lbs	each	94.50
RESP273	1936-39 GMC 80lbs	each	94.50
RESP269	1936-39 Chevrolet 30lbs	each	94.50
RESP234	1940-46 Chevrolet 30lbs	each	94.50
RESP239	1940-46 GMC 80lbs	each	99.75
ME679	core charge	core	36.75

CALL: 1-800-882-1913



Amp Gauge, GM Rebuilt

Part No.	Description	Type	Price
RESP264	1934-35 Chevrolet	each	84.01
RESP270	1936-39 Chevrolet	each	84.01
RESP235	1940-46 Chevrolet	each	78.75
RESP237	1940-46 GMC	each	78.75
ME679	core charge	core	36.75



RESP268

Fuel Gauge, GM Rebuilt

Part No.	Description	Type	Price
RESP266	1934-35 Chevrolet 6 volt	each	99.75
RESP268	1936-39 Chevrolet 6 volt	each	63.02
RESP255	1940-46 Chevrolet 6 volt, White needle. Must have core.	each	99.75
RESP253	1940-46 GMC 6 volt, Red needle	each	120.75
RESP254	1940-46 GMC 12 volt, Red needle	each	120.75
ME679	core charge	core	36.75

Featured Truck of the Month - August 2012



1940 GMC 1 1/2 Ton Truck
Mike Reese - Pennsylvania

www.oldchevytrucks.com



**GAUGES
Continued**



REME920



REME923

**Temperature Sending Unit as original
GM Mechanical Rebuilt. *Made in the USA!***

Complete recharged GM gas filled unit, including dash gauge new, line, engine head sending unit, and new face decal.

Part No.	Description	Type	Price
REME920	1934-35 Chevrolet	each	136.50
REME921	1936-39 Chevrolet	each	136.50
REME922	1936-39 GMC	each	136.50
REME923	1934-46 Chevrolet	each	136.50
REME924	1934-46 GMC	each	130.00
ME671	Core charge for above sending units. Must have dash gauge head and engine probe. Hollow line not important	core	50.00



Featured Truck of the Month - June 2014



**1946 Chevrolet
Panel Truck**

**Jim Winters
Minnesota**

CALL: 1-800-882-1913

**Temperature Sending Unit - New Mechanical
Six Cylinder, Extended**

Part No.	Description	Type	Price
REME920V	1934-35 Chevrolet (extended to 60" for V-8)	each	145.95
REME921V	1936-39 Chevrolet (extended to 60" for V-8)	each	145.95
REME922V	1936-39 GMC (extended to 60" for V-8)	each	145.95
REME923V	1934-46 Chevrolet (extended to 60" for V-8)	each	145.95
REME924V	1934-46 GMC (extended to 60" for V-8)	each	145.95
ME671	Core Charge	core	50.00

SPEEDOMETER CABLES AND GROMMETS

ME813



**Speedometer Cables with Metal Wrap Casing.
*Made in the USA!***

Hand built and each tested. The best! Show quality!

Part No.	Description	Type	Price
ME813	1937-46 Chevrolet/GMC COE with "square connect" at speedometer end - 108"	each	100.95
ME485	1934-36 Chevrolet and 1936-46 GMC with "square connect" at speedometer end - 65"	each	75.00
ME2721C	1937-46 Chevrolet without square end - 65"	each	75.00

ME2274



Speedometer Cables with Black Vinyl Casing

Excellent replacement without square cable ends.

Part No.	Description	Type	Price
ME2274	1937-46 65" long	each	55.00
ME811	1939-59 Cab Over Engine body - 108 1/2" long	each	131.25



Speedometer Cable Firewall Grommet

Part No.	Description	Type	Price
FP183	1936-59	each	1.85



Special order!

Speedometer Ratio Adapter. *Made in the USA!*

Corrects the error in your speedometer when your rear tires or total differential has been changed. Fits all GM applications. Simply follow a vehicle with a correct speedometer and tell us what correction you need. We will have a ratio adapter custom built for your truck. Takes minutes to install to your transmission!

Part No.	Description	Type	Price
SP249	1932-72 Special order per your specifications. NO refunds	each	126.04

GLASS DASH BEZELS, PANELS, NEEDLES, ETC.



SP201



SPS400



SP202

Bezel for Gauge Cluster

Chromed. Show quality!

Part No.	Description	Type	Price
SP201	1936-39 Chrome on brass for speedometer	each	26.80
SP202	1934-39 Chrome gauge bezels	each	20.95
SPS400	1940-46 Chrome plated on steel.	each	74.95



Round Dome Glass Lenses as Original

Part No.	Description	Type	Price
SP215	1936-39 Speedometer 4" diameter	each	13.60
SP217	1934-39 Gauge bezels (small) 3" diameter	each	13.60



Speedometer Glass Panels. *Made in the USA!*

Has white lettering, as original. Exact for 1940-46.

Part No.	Description	Type	Price
SP189	Chevrolet, 100 mph	each	30.45
SP190	GMC, 80 mph	each	29.95



Like SP189 above except is printed with higher maximum oil pressure and water temperature numbers. Excellent if you have a more modern 235 six cylinder. Oil pressure is 60 lbs. Temperature is 220 degrees.

Part No.	Description	Type	Price
SPS001	1940-46 Chevrolet, 100 mph with higher numbers	each	24.95



Speedometer Bezel to Glass Gasket

Part No.	Description	Type	Price
SP188	1940-46 Use with SP189 and SP190	set	5.00



Speedometer Bezel Rubber Gasket

Part No.	Description	Type	Price
SP200	1936-39 GMC-Chevy Speedometer	each	6.25
SP203	1934-39 Small Gauge Cluster-Chevy and GMC	each	4.15



SP223




SP224

Speedometer Needles, All Metal

Part No.	Description	Type	Price
SP223	1940-46 Chevrolet, white	each	12.10
SP224	1940-46 GMC, red	each	12.10



Front page of a 1937 GMC sales brochure. Even shows the farm buyer could carry a cow!



*January 2020
Feature Truck of the
Month
1938 Chevrolet ½ Ton*



*Owner: Glen Andrews of Raleigh, North
Carolina*



*You are looking at probably
the most “trophy decorated”
1938 Chevy 1/2 ton ever re-
stored!*

*The Oak planks and bed strips are black just like
it left the factory!
Zinc plated bolts secure planks and bed to frame
rails.*

*After many years researching
and hunting new parts. Glen
Andrews wins at all the Big
Shows!*



EMBLEMS AND ORNAMENTS



TR283



TR102

Grille Emblems

Chevrolet only.

Part No.	Description	Type	Price
TR283	1934-35 Three color porcelain over metal. Show Quality	each	50.40
TR102	1941-46 Chrome, plus with red and blue paint	each	31.45



TR101



Hood Side Emblem, Chevrolet

Show chrome with dark blue background as original. Show quality.

Part No.	Description	Type	Price
TR101	1936-38 Chevrolet	pair	73.00

NOTE: 1936 through 1946 GMC on following page.

TR143



TR143NC



Hood Ornaments. *Made in the USA!*

Finally, we have these in demand, front chrome ornaments. Necessary to hold the front of hood in place.

Part No.	Description	Type	Price
TR143	1937 Chevrolet	each	471.45
TR143NC	1937 Chevrolet (non-chrome)	each	162.75

TR164	Chevrolet 1938 Chrome	each	471.45
TR164NC	1938 Non-Chrome	each	188.00
TRC165	1939-40 Chevy Chrome	each	471.45
RC165NC	1939-40 Non-Chrome	each	188.00

WHEEL RINGS



TR146

Stainless Steel Wheel Rings

As used on deluxe pickups. Top quality! The mirror finish looks great in combination with our hub caps. 1 3/4" wide.

Part No.	Description	Type	Price
TR146	15"	each	29.98
TR147	16"	each	29.15

HUB CAPS

For Chevrolet and GMC pickups, we are the hubcap source! Like original in shape and color. A perfect addition for your special truck. Fits only factory inside clip wheels.



TR300

TR140SS

TR129

Part No.	Description	Type	Price
TR300	1935-36 Chevrolet. As TR128 below except is a complete "wire wheel" cap with stainless skin	each	73.00
TR128	1936 Chevrolet. For factory 17" artillery wheel. Polished stainless. With Blue Bowtie emblem	each	73.45
TR140SS	1937-66 Chevrolet or GMC 1/2 ton, stainless, Smooth rounded babymoon style. No logo	each	55.60
TR129	1936-46 GMC 1/2 ton and 1936-45 GMC 3/4 ton, stainless with black letters	each	73.00



TR156



TR130



TR144



TR320

Part No.	Description	Type	Price
TR156	1937-38 Chevrolet 1/2 and 3/4 ton, stainless	each	69.50
TR154	1939 Chevrolet 1/2 and 3/4 ton, stainless	each	69.50
TR130	1940 Chevrolet 1/2 and 3/4 ton, stainless	each	69.50
TR131	1941-46 Chevrolet 1/2 ton and 1941-45 3/4 ton, stainless	each	47.50
TR144	1946-53 Chevrolet 3/4 and 1 ton, stainless with red letters	each	59.95
TR320	1946-53 GMC 3/4 and 1 ton, stainless with red letters	each	59.95

NOTE: The TR144 and TR320 fit 15" and 17" original split rim wheels.



Hub Cap Wheel Clip. Made in the USA!

Secures original hubcaps to factory wheels. Made with spring steel as original. Nicely replaces rusted and broken clips.

Part No.	Description	Type	Price
ME150	1937-60 1/2 ton only	each	2.95

MISCELLANEOUS TRIM ITEMS



FP634



FP649



FP642

Hood Strips, Show Quality

Polished stainless with red center. (The horizontal strips on hood sides)

Part No.	Description	Type	Price
FP634	1939-40 Chevrolet only	pair	78.95
FP649	1941-46 set of 6. Chevrolet only	set	188.95
FP642	1936-37 Non chrome with fasteners. GMC only	each	34.95

NOTE: Retaining clips, if needed, are on page 172.

NOTE: 1936 GMC takes 10 strips per truck, and the 1937 GMC take 8 strips per truck.



TRT4146



TRT3637

Hood Side Trim, GMC

Part No.	Description	Type	Price
TRT3436	1936	pair	157.00
TRT3637	1937	pair	157.00
TRT4146	1938-46	pair	178.00



MISCELLANEOUS TRIM ITEMS
Continued



TRC123



TRC115

Hood Side Trim Strip Clips

For above strips.

Part No.	Description	Type	Price
TRC124	1939-40 One per strip (has threaded stud retainer)	each	3.10
TRC123	1939-40 Five per strip (twist tab to install)	each	2.50
TRC115	1941-46 One per strip (has threaded stud retainer)	each	2.70
TRC116	1941-46 Three per strip (twist tab to install)	each	2.20



Dash Trim Clips

Secures horizontal trim to dash. Twist tab to install.

Part No.	Description	Type	Price
TRC116	1940-46 Requires 9	each	2.20



Grille Center Horizontal Clip

Secures the original center divider horizontal grill strip to grill.

Part No.	Description	Type	Price
TRC113	1941-46 (twist tab to install)	each	2.40



Grille Bar Clips, COE

Part No.	Description	Type	Price
TRC111	1941-46 Chevrolet, cab over-engine grille bar clips. Hand made. Zinc plated. Show quality. Requires about 40.	each	3.70

Featured Truck of the Month - October 2012



The First 1935 Suburban with Canvas Liftgate

Ed Brouillet
Connecticut

CHEVROLET TRUCKS



Styled to surpass any other low-priced truck in smart, business-like appearance . . . engineered to excel the field in modern features . . . Chevrolet trucks for 1938 have as their strongest points of advantage these two basic, all-important superiorities: They bring you the great, carefree, dependable pulling power of Chevrolet's famous *Valve-in-Head Truck Engine*; and they cost the very minimum of money to buy, operate and maintain! You'll find it pays to buy Chevrolets—the trucks that hold top position in total truck registrations for the past five years—the trucks that have won outstanding favor in all trades as *the Thrift-Carriers for the Nation*.

CHEVROLET MOTOR DIVISION, General Motors Sales Corporation, DETROIT, MICHIGAN

General Motors Instalment Plan—Convenient, Economical Monthly Payments. A General Motors Value.

SIX CHASSIS MODELS—Light Delivery, $\frac{1}{2}$, $\frac{3}{4}$, 1, $1\frac{1}{2}$ Tons (131 $\frac{1}{2}$ - and 157-inch wheelbases)
... **FIVE WHEELBASE LENGTHS**—112-inch to 157-inch ... **FAMOUS VALVE-IN-HEAD TRUCK ENGINE** ... **PERFECTED HYDRAULIC TRUCK BRAKES** ... ***FULL-FLOATING REAR AXLE** ... **EXTRA-STRENGTH FRAME** ... ***FOUR-SPEED TRANSMISSION** ... **MODERN STYLING.**

* $1\frac{1}{2}$ -Ton Models.

"THE THRIFT-CARRIERS FOR THE NATION"



34-46 SERIES

UPHOLSTERY



UP221BK



UP101BN

Upholstered Seat Kits

Quality interiors to complete your restoration. Now available, interiors for the perfectionist. Complete seat kits for the old GM pickups. These are pre-made with piping, dimensions, and stitching, as original. These covers are ready for you to install on your springs and frame. Seat material available in grain brown or black. Very close to the original. All seat kits below require UP100 Installation Kit.

Part No.	Description	Type	Price
UP150BN	1937-Early 38 Grain Brown (with split bottom seat)	each	189.50
UP150BK	1937-Early 38 Black (with split bottom seat)	each	187.50
UP221BN	1938 Grain Brown	each	182.70
UP221BK	1938 Black	each	182.70
UP101BN	1939-46 Grain Brown	each	182.70
UP101BK	1939-46 Black	each	182.70



Seat Kits, Installation Kit

Part No.	Description	Type	Price
UP100	Installation kit includes cotton, burlap, clips, and instructions	kit	89.95



Seat to Frame "C" Clips

If your originals are broken, we have the replacements. Secures seat material to frame edges with no holes.

Part No.	Description	Type	Price
UP220	1937-59 70 clips	set	5.20



Sunvisor Bracket

Not marketed in 60 years! This rare accessory is now available. Exact copy of an original including chrome plating. Bracket only. (This should even work on the 1936-38 body style.)

Part No.	Description	Type	Price
UPV138	1939-46 Right or Left	each	31.45



UPV129

Sunvisor Bare Pad

A GM accessory installed by the authorized Chevrolet and GMC dealers. Right or left pad. Sold Each. Excellent for those who want to cover their visor for a custom look or use a beige cloth covered pad close to original. Also used on other cars and trucks in the 1940's, 1950's and 1960's. Dimensions 6" x 15 1/2". Can be used with UPV138 chrome bracket.

Part No.	Description	Type	Price
UPV129	1939-46 Uncovered Board as original, you cover.	each	31.45
UPV127	1939-46 Beige Cloth Upholstered Pad	each	65.00



Sunvisor Combo - Pad and Chrome Bracket

A new chrome bracket and cloth upholstered pad. Made from a 65 year old original we borrowed from a customer. The beige cloth covered pad is 6" x 15.25". Show quality. This unusual accessory was available at the Chevrolet dealers in the 1940's. As trucks were for work only and money way limited, few visors found buyers.

Part No.	Description	Type	Price
UPV128	1939-46 Right or Left	each	82.90

HEADLINERS AND KICK PANELS



Headliners, Fiberglass. *Made in the USA!*

In addition to our original cardboard style, we now have one piece fiberglass copies. These are easy to install and are already formed to the shape of your cab. Can be painted or even covered with cloth.

Part No.	Description	Type	Price
UPH149	1936 Correct rear cab panel, will also fit 1937-38	each	154.80



Center Piece Only

Headliner ABS Plastic 1939-1946 One Piece Formed.

Made in the USA!

Preformed ABS plastic headliner has leather grain texture. Depending on the year of the truck; some trimming is required on driver and passenger sides. Ships oversized but smaller than fiberglass. The advantage of ABS is that this material combines the strength and rigidity of the acrylonitrile and styrene polymers with the toughness of the polybutadiene rubber. The most important mechanical properties of ABS are impact resistance and toughness. Improve impact resistance, toughness, and heat resistance.

Part No.	Description	Type	Price
UPH163	1939-46	each	208.95
UPH159	1937-38	each	198.45

FIREWALL RELATED ITEMS



Firewall Covers

Excellent ABS reproduction interior cover with nice grain. Includes insulating firewall.

Part No.	Description	Type	Price
FPF147	1936-46 Chevrolet and GMC	each	189.50

NOTE: Between 1936-46 firewall covers were not originally used. However, these are excellent in reducing heat and noise in the cab. (See "cab related" section for total cab insulation)



Pickup and Larger Truck Headliners, Heavy Fiberboard *Made in the USA!*

All headliners from 1936 to 1953 were originally Medium Brown. You hand cut "one piece" 1937-38, 1939, and 1940-mid 41. Die cut "two piece" mid 1941-46.

Part No.	Description	Type	Price
UP2391	1934-36 Medium Brown. <u>Two</u> sheets provided for you to cut and form. Also good for Universal use	each	50.40
UP2392	1934-36 Black. <u>Two</u> sheets provided for you to cut and form. Also good for Universal use	each	50.40
UP1051	1937-38 Medium Brown. Forming with ammonia and water necessary	each	42.03
UP1052	1937-38 Black. Forming with ammonia and water necessary	each	42.03
UP1054	1937-38 Gray. Forming with ammonia and water necessary	each	42.03
UP1061	1939 Medium Brown. Forming with ammonia and water necessary	each	42.03
UP1062	1939 Black. Forming with ammonia and water necessary	each	42.03
UP1141	1940-41 Medium Brown. Forming with ammonia and water necessary	each	42.03
UP1142	1940-41 Black. Forming with ammonia and water necessary	each	42.03
UP1144	1940-41 Gray. Forming with ammonia and water necessary	each	42.03
UP2431	1939-41 Medium Brown. Die cut	each	42.03
UP2432	1940-41 Black. Die cut	each	42.03
UP2071	1942-46 Medium Brown. Two piece type	pair	49.90
UP2072	1942-46 Black. Two piece type	pair	49.90
UP2074	1942-46 Gray. Two piece type	pair	49.90



**HEADLINERS AND KICK PANELS
Continued**

UP1111



Panel Truck Headliners, Heavy Fiberboard

Part No.	Description	Type	Price
UP1111	1939-46 Medium Brown. One piece	each	40.95
UP1112	1939-46 Black. One piece	each	40.95



Headliner Washers

Necessary to hold the above factory one piece cardboard sheet against cab roof center bow prior to 1942. Exact as original.

Part No.	Description	Type	Price
UP112	1934-41 Black rubber over metal. Set of 3	set	5.55



UP2471

Kick Panels, Heavy Fiberboard. *Made in USA!*

Part No.	Description	Type	Price
*UP2461	1936-38 Medium Brown	pair	39.40
*UP2462	1936-38 Black w/sewed binding	pair	39.40
UP2471	1939-46 Medium Brown	pair	28.30
UP2472	1939-46 Black	pair	28.30

***NOTE:** Both 1936-38 units even include the sewed-on edge binding just like original!

Featured Truck of the Month - June 2017




1939 Chevrolet COE, 108" WB

**John and Lisa Milton
New York**

1936 Chevy 1/2 Ton



Owner: Jim Foltz
of
Long Beach, CA.



The exterior color is the same Brewster green as almost all pre WWII Chevy trucks had originally. Of course, the wire wheels and fenders were always black. Spare tire in the right wheel well is easily accessible when needed.





USED PARTS

We are the leader in sales of used truck parts for 1934-72. Chances are good we will find your needs in our large inventory. The items are very restorable and are not rebuilt or upgraded. Inquire about items not listed here.

NOTE: These parts are in good restorable condition.

Air Breather

- 1937-40 and 1941-46 Oil bath

Ash Tray

- 1940-46

Axle, front

Bed Sides

A major price drop from our new bed sides. May have some scrapes and minor tears. Includes stake pockets.

- 1941-53 1/2 ton

Brake Drums - Front or Rear

Turned, ready to install.

- 1938-50 Rear
- 1938-50 Front with hubs

Bumpers

- Many available for 1 1/2 ton large trucks \$50.

Bumper Braces

- 1941-46 Chevrolet or GMC

Cab Interior Sheet Metal

Most items available.

Cylinder Heads

- No valves or guides.
- Chevrolet six cylinder, cleaned and checked for cracks
- GMC six cylinder, cleaned and checked for cracks

Doors, Without Hardware

Check on condition. Will ship by UPS.

- 1939-46

Distributor

- 1937-53 Chevrolet 216 engine
- 1941-53 Chevrolet 235 engine

Engine To Frame Side Plates

- 216 six cylinder

Exhaust and Intake Manifold Combination

- Specify Chevrolet 216 or 235 engine (inquire)

Glovebox Lock with Key

- 1940-53 Nice appearance.

Glovebox Doors

- 1936-38, 1939, or 1940-46 Specify year.

Headlight Stand

- 1939-40 Left or right

Headlight Buckets

- 1941 or 1942-46 Left or right

Hoods

- 1941-46 Chevrolet

Hood Strips

Horizontal trim on hood sides. Specify left or right.

- 1941-46 Chevrolet

Grille Emblem

Will have some pits and fair chrome.

- 1941-46 Chevrolet

Horns

- 1937-52 Original, 6 volt, works good, but needs cosmetics

Ignition Housing with Key and Cylinder

- 1940-46 Without cable to coil
- 1940-46 With cable to coil

Lower Air Filler Panel

- 1941-46

Oil Filter Assembly

The outer housing needs cleaning and painting.

- Chevrolet, six cylinder, with new lines and new cartridge

Oil Pans

- Six cylinder (specify year)

Radiators

- 1946 and older. Pressure checked. When available

Rear Window Die Cast Metal Frame

- 1936-38

Running Boards

- 1937-38, 1939-40, and 1941-46 1-1/2 and 2 ton, left or right. Check on availability.

Seat Cushion Springs

- 1939-46 Needs totally reupholstered.



WINDOW ITEMS

Attention! No dealer supplies more different styles of glass for the 1936 -46 Chevrolet / GMC trucks. These are clear glass as original, however light green tint is available on special order. Windshields are safety glass while other panels are usually tempered for your safety.

NOTE: For "clear" glass use numbers listed under main headings below. For light green tint add the part # plus G. There are two additional windshield tint options.



WI441

Windshields, Safety Glass

Part No.	Description	Type	Price
WI441	1939-46 Sold in halves, clear	each	64.60



WI445

Door Glass, Clear (Also Suburban and Panel)

Part No.	Description	Type	Price
WI444	1936 low cab-1938	each	46.10
WI445	1939-40	each	54.60
WI446	1941-46 Must have steel outer frame, not included.	each	54.60

FYI: 1939-40 has no perimeter frame and cracked as window channel became worn and door slammed. Thus, in a 1941, a metal frame is added and glass is slightly smaller.



WI451

Rear Glass, Clear


Part No.	Description	Type	Price
WI450	1936 high cab - 1938	each	34.65
WI451	1939-41 Must have die-cast outer frame, not included	each	40.95
WI452	1942-46	each	42.95



WI224

Suburban and Panel Truck Body Glass, Clear

Part No.	Description	Type	Price
WI224	1939-46 rear double door glass	each	36.75
WI454	1939-46 Suburban, front quarter side	each	71.40
WI455	1939-46 Suburban, rear quarter side	each	75.60



Window Channel. *Made in the USA!*

Premium quality. Properly cloth coated and lined. Stops the rattling or breaking of your roll up door glass. Will give years of top service. Glues in place.

Part No.	Description	Type	Price
WI201	1934-46 Black (cut into 3 pcs per side for 1934-35)	pair	97.15



Glass Setting Tape

Tightens glass in metal frame.

Part No.	Description	Type	Price
WI101	For roll-up windows and windshield frames (sold per foot)	foot	1.45



Window, Outer Seal. *Made in the USA!*

Slides into horizontal track on inside and outside of door glass. Helps stop rattles and drafts. Identical to original. Four pieces.

Part No.	Description	Type	Price
WI416	1936-46	set	13.60



WIH345



WIH349

Window Handle, Chrome

Part No.	Description	Type	Price
WIH345	1929-38 with chrome knob, left or right	each	41.50
WIH349	1939 With black knob, left or right	each	41.50
WIH350	1940-46 With tan knob, left or right	each	38.35



Window Handle Escutcheon

Fits between inside handle and door panel. Deeper than Chevy car. Protect door panel from handle contact.

Part No.	Description	Type	Price
WIH346	1934-38 Chrome	pair	36.70



Window, Side Rubber Bumper Stops

Close to original, glue in place.

Part No.	Description	Type	Price
WI197	1934-36 (set of 4) High cab	set	3.95
WI230	1936-46 Low cab, set of 2	pair	2.40



WI123



Windshield Gaskets

New black rubber as original.

Part No.	Description	Type	Price
WI122	1932-36 High cab	each	31.45
WI123	1936-46 Low cab	each	34.65
WI460	1939-46 Low cab, one piece (meeting ends glued)	each	44.65



Window Regulator Repair Kit

Replace the worn gear to give a much smoother operation.

Part No.	Description	Type	Price
WI198	1936-46	kit	37.30



Window Regulator Gear. *Made in the USA!*

Part No.	Description	Type	Price
WI247	1936-46 metal gear	each	19.70



WINDOW ITEMS Continued



Window Regulator Repair Spring.
Manufactured for Jim Carter Truck Parts!
 Holds window in raised position. Zinc plated.

Part No.	Description	Type	Price
WIR208	1936-46	each	11.05



Windshield Wing Nut.
 Holds swing out windshield frame. Steel with rubber anti-slip grommet. Curved to fit your thumb.

Part No.	Description	Type	Price
WI412	1934 - Early 36 with rubber grommet.	pair	34.60



WI152

Windshield Frames. Made in the USA!
 Formed with same gauge material as original. Includes metal connectors. Top quality! Non-chrome steel. You paint or chrome.

Part No.	Description	Type	Price
WI152	1934-35	each	577.50
WI154	1936 High Cab with top hinge.	each	577.50
WI158	1936 Low Cab.	each	524.50
WI159	1937-38	each	498.25
WI200	1939-46 Without center vertical (see below)	each	575.00

NOTE: Are under study!



Windshield Center Division Bar. Made in the USA!
 Includes a high polished vertical and the necessary rubber seals to fit your windshield frame.

Part No.	Description	Type	Price
WIB202	1939-46	set	166.95



WIH355



WIH347

Windshield Crank Handle, Chrome
 Show quality, equal or better than original.

Part No.	Description	Type	Price
WIH347	1936-38 with chrome knob. Includes dash grommet, WI165.	each	41.50
WIH348	1939 Chrome with black knob. Includes fiber washer, WI166.	each	39.75
WIH355	1940-46 Chrome with tan knob. Includes fiber washer, WI166.	each	37.30

WIB204



WIB208



Windshield Crank Handle Screws, Chrome
 Made one at a time to give you the correct "Fillister" head.

Part No.	Description	Type	Price
WIB204	1934-39 (3/4" inch long) lock washer included	each	4.10
WIB208	1940-46 (1 3/8" inch long)	each	4.10



Windshield Crank-Out Assembly

Reconditioned to operate as original. **Exchange only.** Core must be complete with non-cracked housing or it may not be repairable. Yes, we can supply a new tongue. See below.

Part No.	Description	Type	Price
REWI161	1936-38	each	194.25
REWI162	1939	each	194.25
REWI163	1940-46	each	194.25
WIC320	1936-46 windshield tongue only, stainless. No exchange.	each	62.95

WIC300



Windshield Connector. *Handmade in the USA.*

Attaches the crankout assembly to windshield frame. Produced to original specifications.

Part No.	Description	Type	Price
WIC300	1936-38, Flat	each	28.90
WIC301	1939-46, V-shaped	each	36.75



Windshield Crank Grommet for Dash Handle

Part No.	Description	Type	Price
WI165	1936-39	each	1.85

NOTE: Included with handle WIH347.



Windshield Crank Fiber Washer for Dash Handle

Part No.	Description	Type	Price
WI166	1940-46	each	1.85

NOTE: Included with handle WIH348 and WIH355.



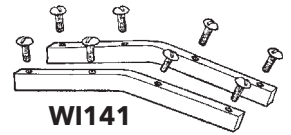
Windshield Bumpers

Prevents metal to metal contact between lower windshield frame and cab. Rubber surrounding metal washer.

Part No.	Description	Type	Price
WI231	1936-46 Two per truck	pair	7.10



WI368



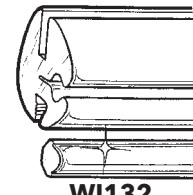
WI141

Windshield Connecting Bars

Threaded brackets for holding together windshield halves. Includes necessary screws. These are included with windshield frames. Chevrolet and GMC.

Part No.	Description	Type	Price
WI368	1936-38 straight	pair	26.20
WI141	1939-46 V shaped	pair	30.20

WI133



WI132



WI134

Window, Rear Rubber Kits

Part No.	Description	Type	Price
WI132	1936-41 Fits behind metal rear window frame (1 piece)	each	34.95
WI133	1942-59 With black filler lock strip. (2 pieces)	kit	29.95
WI134	1942-59 With chrome filler lock strip. (2 pieces)	kit	26.20

NOTE: The chrome filler strip (WI134) is not original but a nice addition to the custom truck.



Window, Rear Rubber Kits for Panel or Suburban

Part No.	Description	Type	Price
WI1371	1939-59 Close to original style (for double doors)	pair	29.00



WINDOW ITEMS Continued



Window, Rear Filler Strip Installation Tool

Save glass shop installation fees. For installing lock strip-1942 and newer.

Part No.	Description	Type	Price
WI140	Glass filler installation tool	each	10.45



Window, Rear Molding Screw Set

The proper pan head fine thread screws.

Part No.	Description	Type	Price
WI138	1936-42 14 pieces	set	14.65

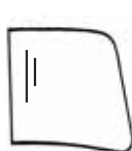


TRC145

Window Trim Clips

Covers meeting point at top of upper interior window trim. Two required per truck.

Part No.	Description	Type	Price
TRC145	1936-38 (Longer than TRC146)	each	9.35
TRC146	1939-46	each	9.35



*Sent
in a
tube.*

Window Glass Patterns

We have sets of patterns on heavy paper. A great help when you need new glass cut at your local shop.

Part No.	Description	Type	Price
WI173	1934-36 High and low cab	kit	24.15
WI169	1936-38	kit	19.95
WI170	1939-46	kit	19.95



Featured Truck of the Month - November 2014



1941 Chevrolet COE

**Earl Burk
Missouri**



Windshield Frame Hinges

Part No.	Description	Type	Price
WI146	1939-46	pair	62.75

1934-35

**And they are every bit as outstanding in performance . . .
endurance . . . and operating economy as they are in price**

Always, demand follows quality and value! . . . Again in 1934, the demand for Chevrolet products has made Chevrolet the world's largest builder of trucks as well as of passenger cars. And now, thanks to economies resulting from volume production, Chevrolet offers still greater values—the highest quality Chevrolet Trucks ever built and the lowest-priced trucks you can buy! Truck buyers who want to save money will find that these are not only the

world's lowest-priced trucks, but that they are also very economical to operate and maintain. They are big—rugged—dependable trucks. They are powered by six-cylinder valve-in-head engines which use very little gas and oil. And they are extremely long-lived . . . built to do their job faithfully over a long period of years. Buy a Chevrolet Truck and you buy fine, dependable, economical haulage service—at the world's lowest price!

CHEVROLET MOTOR COMPANY, DETROIT, MICHIGAN

Compare Chevrolet's low delivered prices and easy G. M. A. C. terms. A General Motors Value



*1½-Ton Stake, \$720
(157" Wheelbase)



*1½-Ton Stake, \$660
(131" Wheelbase)



*1½-Ton Platform, \$630
(131" Wheelbase)



*1½-Ton High Rack, \$745
(157" Wheelbase)



*1½-Ton Chassis and Cab, \$605
(157" Wheelbase)



1½-Ton Open Express, \$655
(131" Wheelbase)

*Above are list prices of commercial cars f.o.b. at Flint, Mich. Special equipment extra. *Dual wheels and tires \$20 extra. Prices subject to change without notice.*

TRUCKS





WIPER ITEMS



WW350




WW349

Wiper Motor, Electric

Finally, a heavy duty electric wiper motor for those not requiring the original vacuum style. Also includes one wiper blade, wiper arm, and metal cover plate. Easy bolt-in application. Fits in original location and is hidden by the wiper cover plate that is normally a blank-out for the right side. To regulate speed, use with our under dash rheostat switch EL117 or EL118 in our Electrical Section.

Header Panel Wiper cover plates See Page 31.

Part No.	Description	Type	Price
WW349	1939-46 6 volt 	set	73.00
WW350	1939-46 12 volt	set	84.95



Wiper Arm and Blade Replacement, (for WW349 AND WW350 Only.)

Part No.	Description	Type	Price
WW351	1939-46 Sold as 1 pair (1 arm and 1 blade)	pair	20.95



Wiper Motor, Electric 12 Volt (Deluxe Design)

A newly designed US made assembly. One 12 volt motor operates the pair of wiper arms through a specially designed linkage behind panel. Arms move together at the same speed! Includes motor, switch, wiring, linkage, arms, and blades.

Part No.	Description	Type	Price
WW354	1936 low cab-1938	kit	493.45
WW355	1939-46	kit	539.50



Fuel Pump, Double-Action

Double action type. To help stop vacuum wiper slow down, this combination fuel pump and vacuum pump may be appropriate. Keeps constant vacuum on to the original wiper motor. Standard equipment on large commercial trucks. Optional on smaller trucks. Not always available.

Part No.	Description	Type	Price
ME222	1937-62 Chevrolet and 1939-59 GMC six cylinder	each	120.70



Wiper Bezels, Chrome (Above Windshield)

Made in the USA!

Part No.	Description	Type	Price
WW137	1936-38	each	20.75
WW138	1939-46	each	20.95



Wiper Chrome Bezel Nut

Secures bezel above.

Part No.	Description	Type	Price
WW346	1936-46	each	9.40



Wiper Blade

Part No.	Description	Type	Price
WW108	1929-46 Original flat blade type (approximately 8")	each	7.90



Wiper Arms

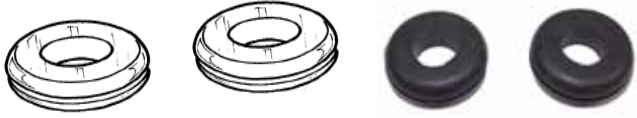
As original. Used with original type blades only.

Part No.	Description	Type	Price
WW136	1934-38 Left or right, stainless steel (8" long)	each	17.35
WW122	1939-46 Left or right, chrome (9 1/4" long)	each	19.45



Wiper Shaft Gasket

Part No.	Description	Type	Price
WW104	1936-46 Fits between chrome bezel and roof	each	1.04



Wiper Motor Cover Plate Grommets

Part No.	Description	Type	Price
WW213	1939-46 Fits in cover plate in cab and protects shafts.	pair	4.50



Wiper Vacuum Tubing

Part No.	Description	Type	Price
WW114	Vacuum tubing	foot	1.04



Vacuum Line Firewall Grommet

For line leading to wiper motor through fire wall.


Part No.	Description	Type	Price
FP104	1936-59	each	1.05



Wiper Motor Knob!

The correct Chrome knob with inside threads that is secured above the windshield frame. Easily attached to the on/off shaft or the twist lever on the original vacuum unit. Chrome die-cast as original.

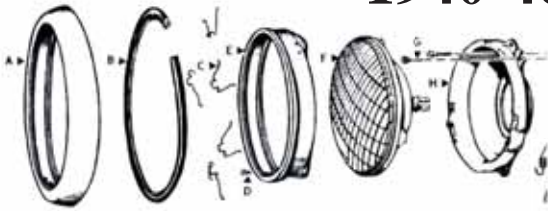
Part No.	Description	Type	Price
WW310	Wiper motor on-off knob Trico Original only	each	7.30



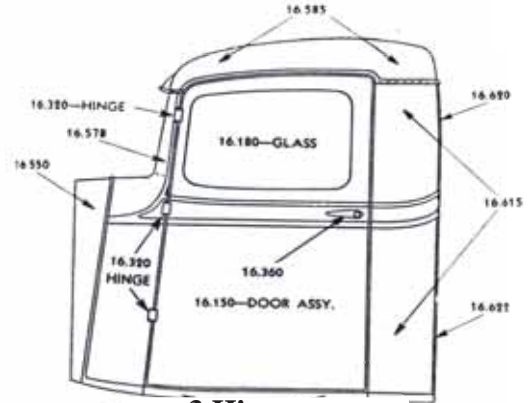
1938 CARRYALL SUBURBAN

Here's an ideal unit for use for passengers or, alternatively, for transporting varied loads. Large tires, shock absorbers and upholstered seats complete the comfortable car. The seats are readily removed. The rear end is closed by a two-section door, hinged top and bottom.

1940-46

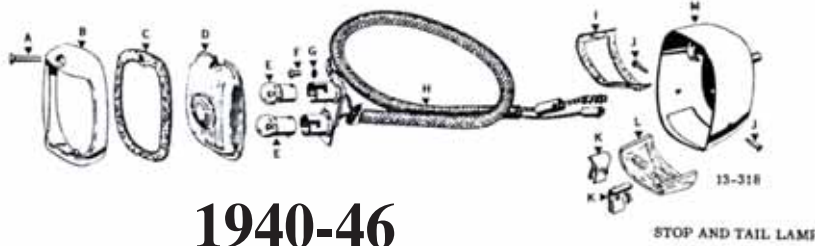


SEALED BEAM HEADLIGHT



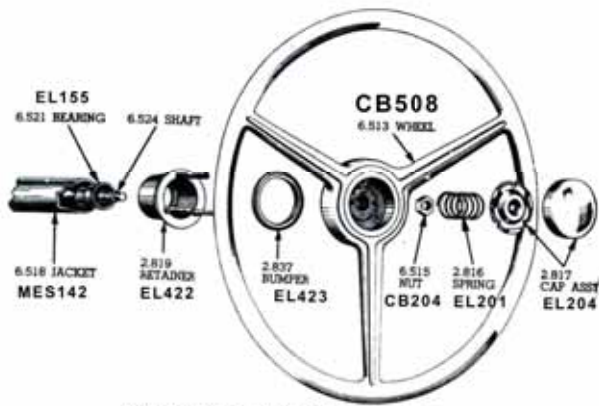
3 Hinges

1936 HIGH ROOF CAB



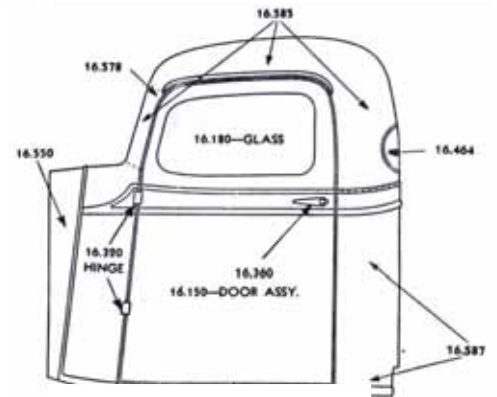
STOP AND TAIL LAMP

1940-46



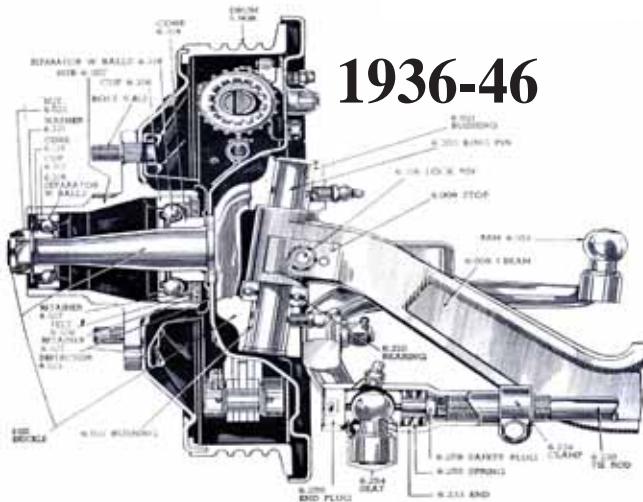
HORN CONTACT PARTS—CONVENTIONAL TRUCK

1941-46

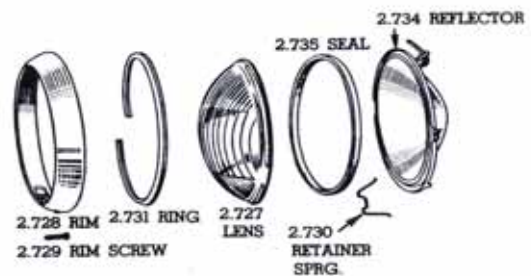


(2 Hinges)

1936 LOW ROOF CAB




1936-46

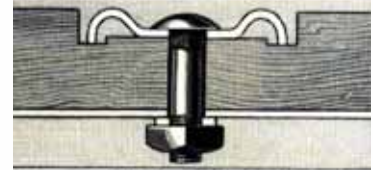


1937-39

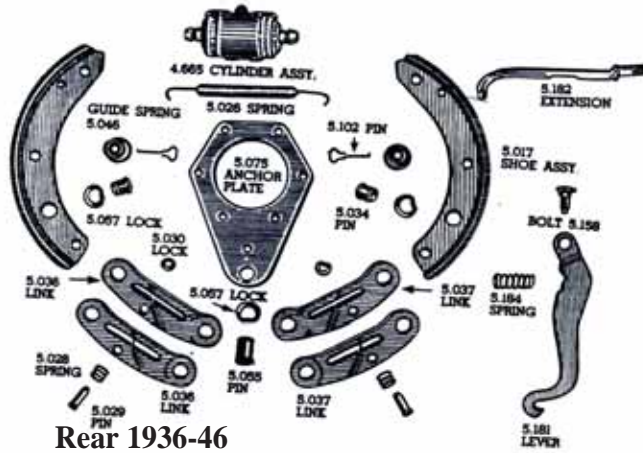
HELP PAGE



COOLING SYSTEM



Recessed Floor Bolts—Only the rounded moldings of the skid strips project above the floor level.



Rear 1936-46

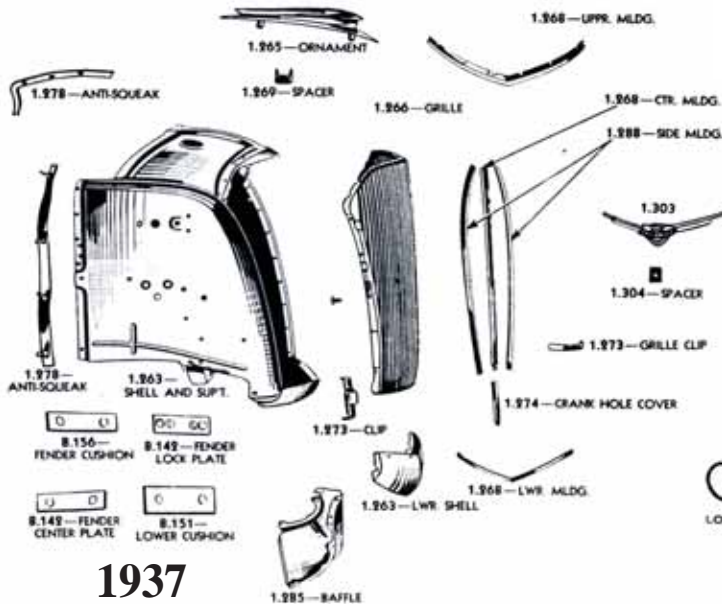
ME533



ME216



Front Motor Mount Assembly



1937

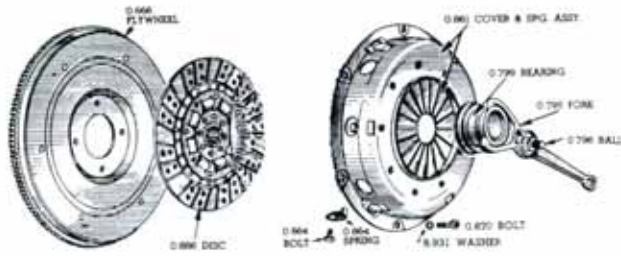


Kingpin Assembly

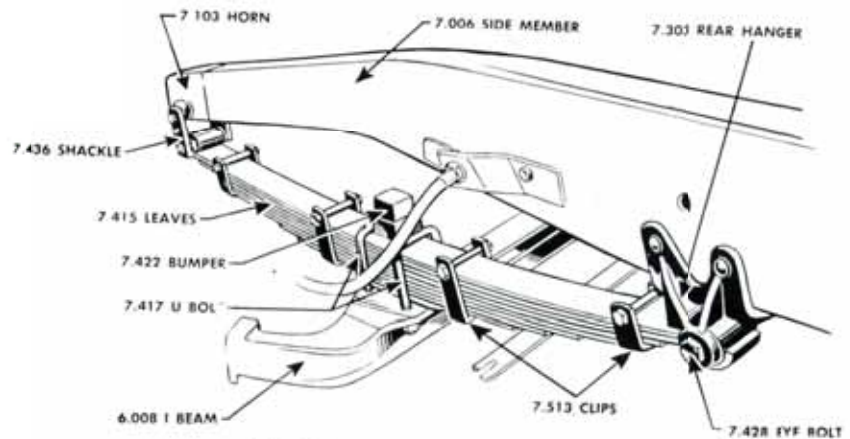
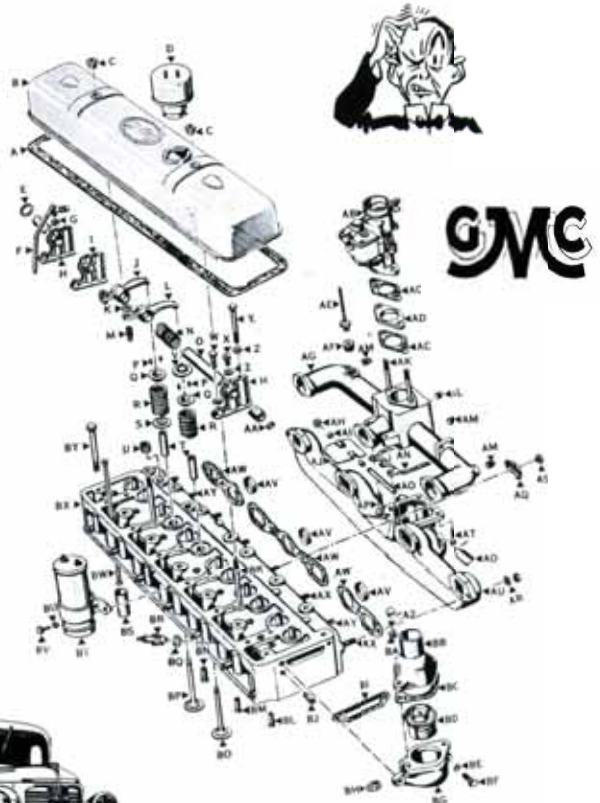




HELP PAGE

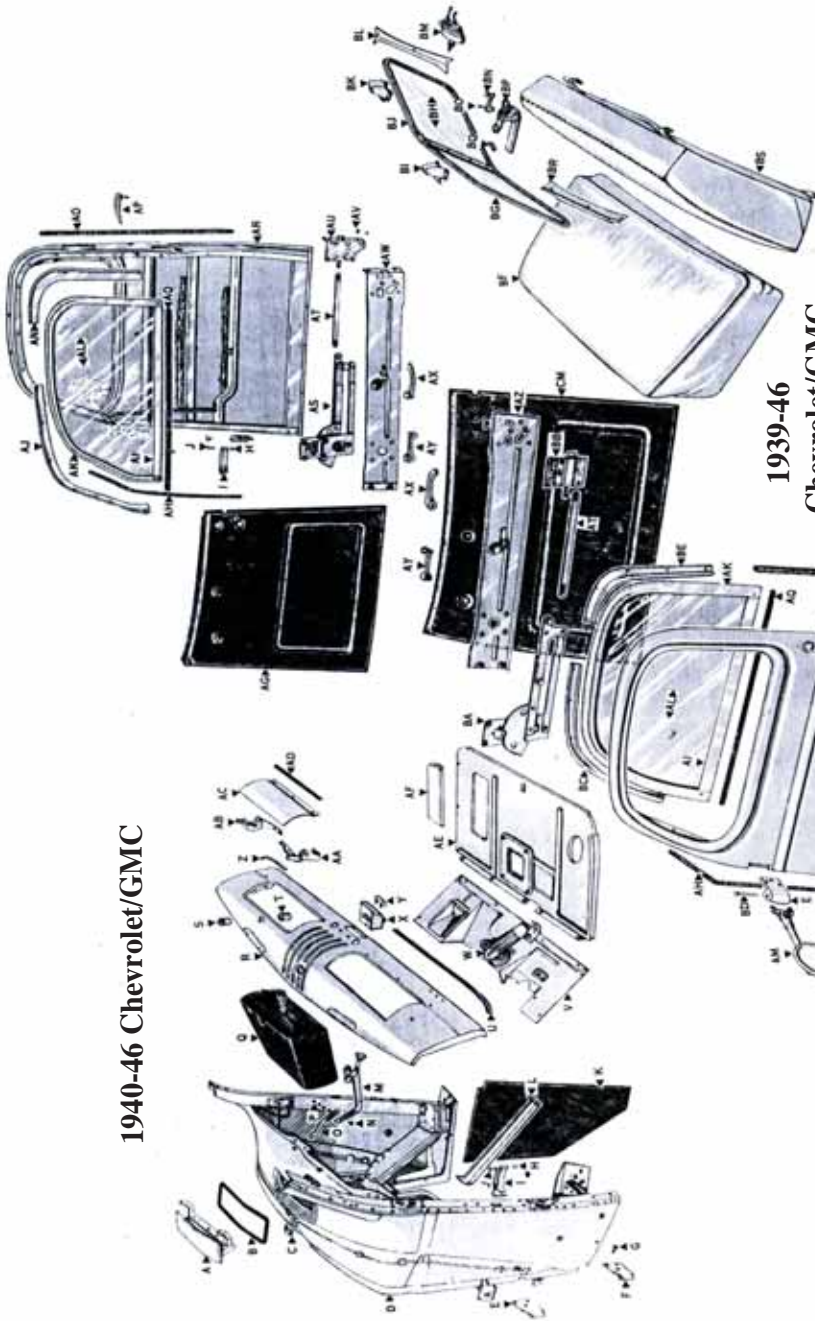


Diaphragm type clutch
1938-53



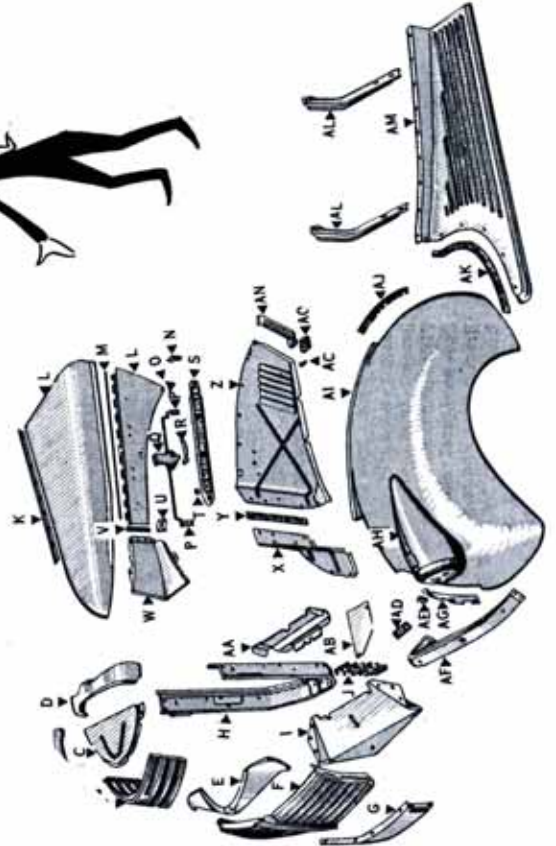
FRONT SPRING PARTS

HELP PAGE

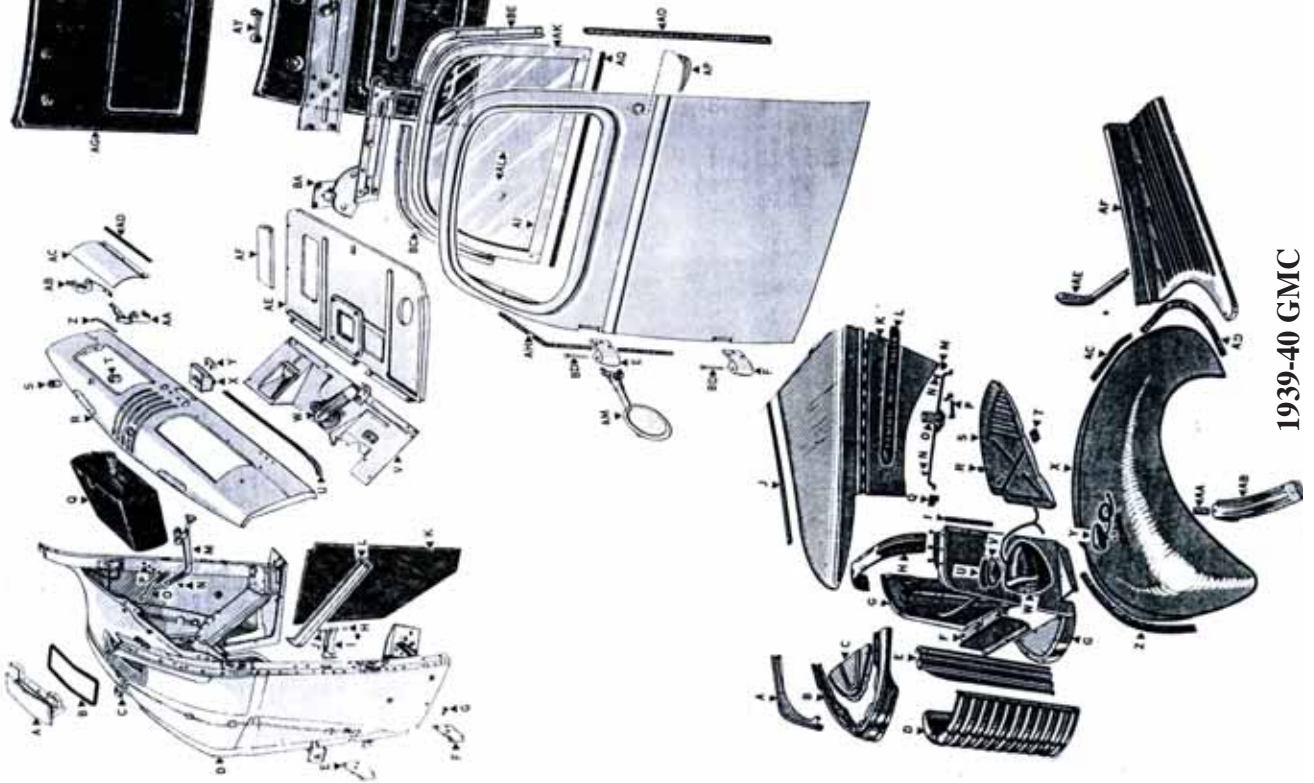


1940-46 Chevrolet/GMC

1939-46
Chevrolet/GMC



1941-46 GMC

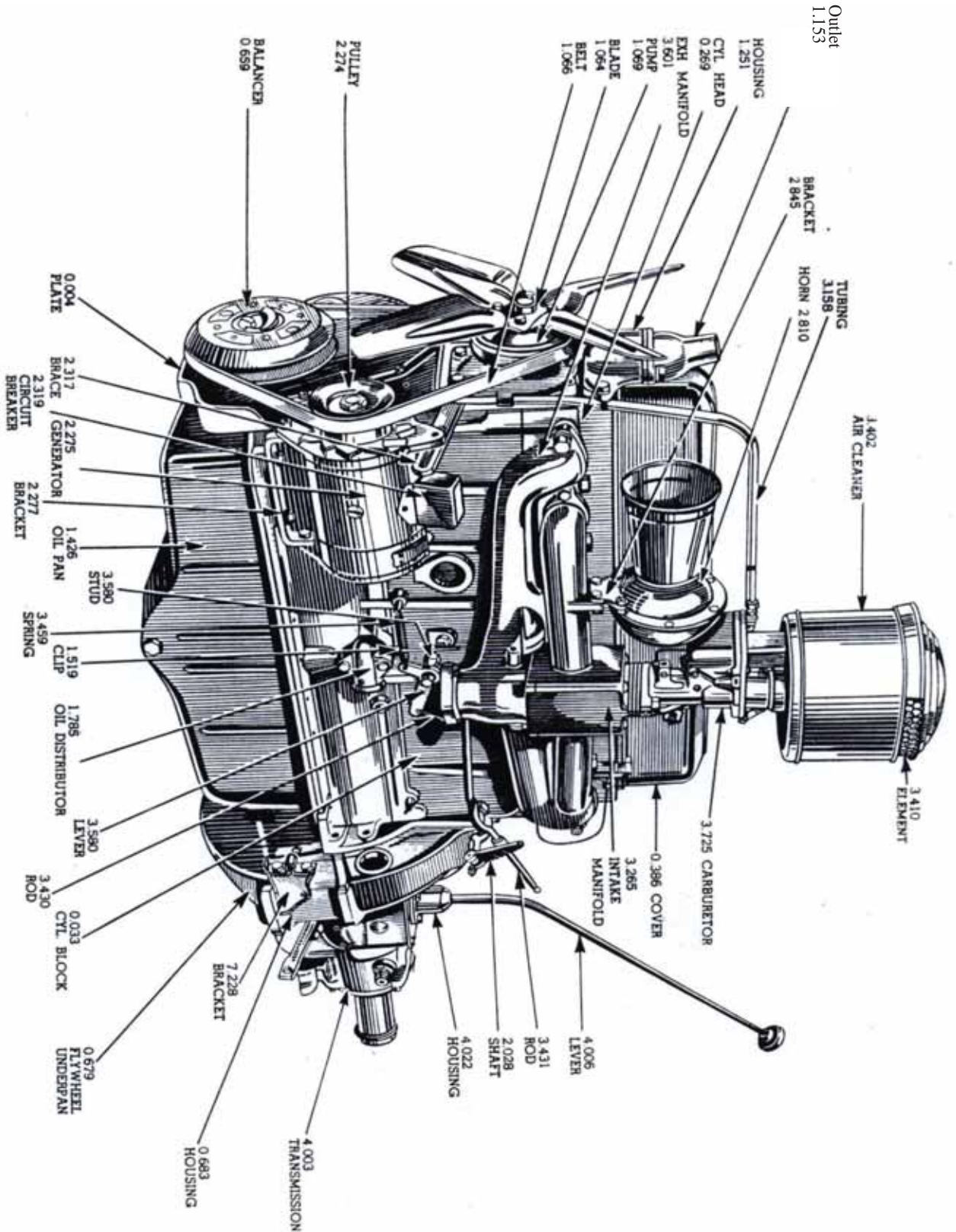


1939-40 GMC



34-46 SERIES

HELP PAGE



"216", "224" and "235" ENGINE ASSEMBLY—LEFT SIDE

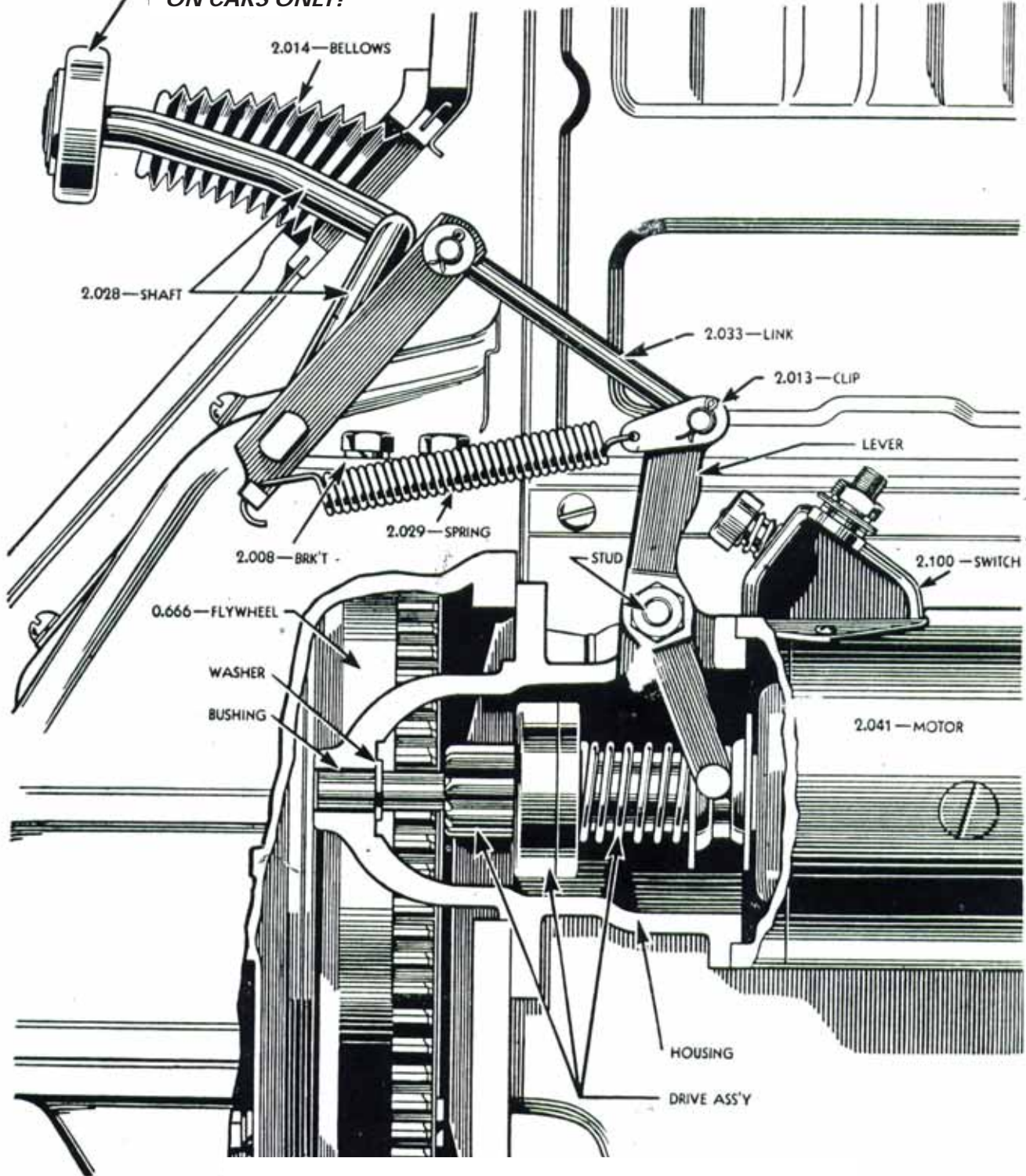
1937 - 1939

HELP PAGE



34-46 SERIES

**NOTE: RUBBER COVER
ON CARS ONLY!**



**MECHANICAL FOOT STARTER
(with factory numbers)**



Thank you for looking through our
1934-46 Chevy/GMC catalog.

Hope it has helped you learn even more about these special GM trucks.
As you can see, this is not just a "selling parts" business. It developed from a sincere interest
in the older General Motors truck. We really have enjoyed what we do for the last 45 years.

Few companies have the pride in this hobby as us.

We are "Old School" and operate just a little different.



Stewart

These drawings are from Bryant Stewart a New England artist specializing in older GM trucks. Samples of his art are shown in this catalog.



1-800-862-1913




oldchevytrucks.com

Come See Us

Or Call Today!



This is how the start of a race was filmed. **Look Close!** The cameras are rolling on the bed of a 1937 GMC.



FOR YEARS A GENERAL MOTORS TRUCK HAS BEEN DESIGNATED AS THE OFFICIAL PHOTOGRAPHERS' TRUCK AT THE ANNUAL INDIANAPOLIS 500 MILE SPEEDWAY RACES



1508 East 23rd Street S. Independence, Missouri 64055

1-800-862-1913

Toll Free FAX 1-800-262-3749

Specializing in Quality parts for the GM truck enthusiasts!

**From the mid 30's to the early 70's, we provide
personal service and 6,500 different part numbers
for your special pickup and larger truck.**